


NIPFP DATA BANK
GOVERNMENT EXPENDITURE ON HEALTH SECTOR
(1985-86 to 1989-90)

JANUARY 1994

NIPFP Library
[REDACTED]
42478
336.390954 N21N N4;1



NATIONAL INSTITUTE OF PUBLIC FINANCE AND POLICY
18/2 SATSANG VIHAR MARG
SPECIAL INSTITUTIONAL AREA
NEW DELHI 110 067

Preface

The National Institute of Public Finance and Policy is an autonomous non-profit organisation whose major functions are to carry out research, undertake consultancy work and impart training in the area of public finance and policy.

This report is the outcome of an effort to make available comparable and comprehensive data on government financing of health care at one place on a regular basis. The Institute intends bringing out similar reports annually. The task of building and maintaining a data bank on health expenditure was entrusted to the Institute by the Ministry of Health and Family Welfare, Government of India. Funds to sustain this activity have been provided by the World Health Organisation.

Data contained in this report were compiled by Debjani Gupta, P.C. Pandey, Farah Zahir and Madhurima under the supervision of V. B. Tulasidhar. Uma Datta Roy Choudhury provided able guidance to the team and made valuable suggestions for improving the presentation of the data. Gantakolla Srivastava provided valuable help at the final stages of the report and Farah Zahir prepared all the charts using the package Fox Graph. Comments and suggestions for improving the presentation would be welcome.

The Governing Body of the Institute does not take any responsibility for the accuracy of the data reported. That responsibility belongs primarily to the research team.

Amaresh Bagchi
Director

January 1994

CONTENTS

Page Nos.

Preface	(i)
A. Introduction	1
B. Definition of Health Sector	2
C. Sources of Data	3
D. Accounting Issues	3
E. Charts	6
F. Coverage and Periodicity	6

LIST OF TABLES

Page Nos.

Module I

I.1	Capital plus Revenue Expenditure - All States and Centre	8
I.2	Capital plus Revenue Expenditure - Centre	10
I.3	Capital plus Revenue Expenditure - All States	12
I.4	Capital plus Revenue Expenditure - All Major States	14
I.5	Capital plus Revenue Expenditure - All Minor States	16
I.6	Grants from Central Government - (summary)	17
I.7	Expenditure on Revenue account - All States	18
I.8	Expenditure on Revenue account - All Major States	19
I.9	Expenditure on Revenue account - All Minor States	20
I.10	Expenditure on Capital account - All States	21
I.11	Expenditure on Capital account - All Major States	22
I.12	Expenditure on Capital account - All Minor States	23
I.13	Capital plus Revenue Expenditure - All States (Non-plan)	24
I.14	Capital plus Revenue Expenditure - All States (Plan)	25
I.15	Capital plus Revenue Expenditure - All Major States (Non-plan)	26
I.16	Capital plus Revenue Expenditure - All Major States (Plan)	27
I.17	Capital plus Revenue Expenditure - All Minor States (Non-plan)	28
I.18	Capital plus Revenue Expenditure - All Minor States (Plan)	29
I.19	Expenditure on Revenue account - Plan & Non-plan (Central Government)	30
I.20	Expenditure on Capital account - Plan & Non-plan (Central Government)	31
I.21	Details of Revenue Expenditure (Central Government)	33

Module II

II.1	Expenditure on Revenue account - Plan & Non-plan (Andhra Pradesh)	35
II.2	Expenditure on Capital account - Plan & Non-plan (Andhra Pradesh)	36
II.3	Capital plus Revenue Expenditure (Andhra Pradesh)	37
II.4	Details of Revenue Expenditure (Andhra Pradesh)	39
II.5	Details of Medical relief (Andhra Pradesh)	41
II.6	Details of Disease Control Programmes (Andhra Pradesh)	42
II.7	Expenditure on Revenue account - Plan & Non-plan (Assam)	44
II.8	Expenditure on Capital account - Plan & Non-plan (Assam)	45
II.9	Capital plus Revenue Expenditure (Assam)	46
II.10	Details of Revenue Expenditure (Assam)	48
II.11	Details of Medical relief (Assam)	50
II.12	Details of Disease Control Programmes (Assam)	51

	<i>Page Nos.</i>
II.13 Expenditure on Revenue account - Plan & Non-plan (Bihar)	53
II.14 Expenditure on Capital account - Plan & Non-plan (Bihar)	54
II.15 Capital plus Revenue Expenditure (Bihar)	56
II.16 Details of Revenue Expenditure (Bihar)	58
II.17 Details of Medical relief (Bihar)	60
II.18 Details of Disease Control Programmes (Bihar)	61
II.19 Expenditure on Capital account - Plan & Non-plan (Gujarat)	63
II.20 Expenditure on Revenue account - Plan & Non-plan (Gujarat)	64
II.21 Capital plus Revenue Expenditure (Gujarat)	65
II.22 Details of Revenue Expenditure (Gujarat)	67
II.23 Details of Medical relief (Gujarat)	69
II.24 Details of Disease Control Programmes (Gujarat)	70
II.25 Expenditure on Revenue account - Plan & Non-plan (Haryana)	72
II.26 Expenditure on Capital account - Plan & Non-plan (Haryana)	73
II.27 Capital plus Revenue Expenditure (Haryana)	74
II.28 Details of Revenue Expenditure (Haryana)	76
II.29 Details of Medical relief (Haryana)	78
II.30 Details of Disease Control Programmes (Haryana)	79
II.31 Expenditure on Revenue account - Plan & Non-plan (Karnataka)	81
II.32 Expenditure on Capital account - Plan & Non-plan (Karnataka)	82
II.33 Capital plus Revenue Expenditure (Karnataka)	83
II.34 Details of Revenue Expenditure (Karnataka)	85
II.35 Details of Medical relief (Karnataka)	87
II.36 Details of Disease Control Programmes (Karnataka)	88
II.37 Expenditure on Revenue account - Plan & Non-plan (Kerala)	90
II.38 Expenditure on Capital account - Plan & Non-plan (Kerala)	91
II.39 Capital plus Revenue Expenditure (Kerala)	92
II.40 Details of Revenue Expenditure (Kerala)	94
II.41 Details of Medical relief (Kerala)	96
II.42 Details of Disease Control Programmes (Kerala)	97
II.43 Expenditure on Revenue account - Plan & Non-plan (Madhya Pradesh)	99
II.44 Expenditure on Capital account - Plan & Non-plan (Madhya Pradesh)	100
II.45 Capital plus Revenue Expenditure (Madhya Pradesh)	101
II.46 Details of Revenue Expenditure (Madhya Pradesh)	103
II.47 Details of Medical relief (Madhya Pradesh)	105
II.48 Details of Disease Control Programmes (Madhya Pradesh)	106

II.49	Expenditure on Revenue account - Plan & Non-plan (Maharashtra)	108
II.50	Expenditure on Capital account - Plan & Non-plan (Maharashtra)	109
II.51	Capital plus Revenue Expenditure (Maharashtra)	110
II.52	Details of Revenue Expenditure (Maharashtra)	112
II.53	Details of Medical relief (Maharashtra)	114
II.54	Details of Disease Control Programmes (Maharashtra)	115
II.55	Expenditure on Revenue account - Plan & Non-plan (Orissa)	117
II.56	Expenditure on Capital account - Plan & Non-plan (Orissa)	118
II.57	Capital plus Revenue Expenditure (Orissa)	119
II.58	Details of Revenue Expenditure (Orissa)	121
II.59	Details of Medical relief (Orissa)	123
II.60	Details of Disease Control Programmes (Orissa)	124
II.61	Expenditure on Revenue account - Plan & Non-plan (Punjab)	126
II.62	Expenditure on Capital account - Plan & Non-plan (Punjab)	127
II.63	Capital plus Revenue Expenditure (Punjab)	128
II.64	Details of Revenue Expenditure (Punjab)	130
II.65	Details of Medical relief (Punjab)	132
II.66	Details of Disease Control Programmes (Punjab)	133
II.67	Expenditure on Revenue account - Plan & Non-plan (Rajasthan)	135
II.68	Expenditure on Capital account - Plan & Non-plan (Rajasthan)	136
II.69	Capital plus Revenue Expenditure (Rajasthan)	137
II.70	Details of Revenue Expenditure (Rajasthan)	139
II.71	Details of Medical relief (Rajasthan)	141
II.72	Details of Disease Control Programmes (Rajasthan)	142
II.73	Expenditure on Revenue account - Plan & Non-plan (Tamil Nadu)	144
II.74	Expenditure on Capital account - Plan & Non-plan (Tamil Nadu)	145
II.75	Capital plus Revenue Expenditure (Tamil Nadu)	146
II.76	Details of Revenue Expenditure (Tamil Nadu)	148
II.77	Details of Medical relief (Tamil Nadu)	150
II.78	Details of Disease Control Programmes (Tamil Nadu)	151
II.79	Expenditure on Revenue account - Plan & Non-plan (Uttar Pradesh)	153
II.80	Expenditure on Capital account - Plan & Non-plan (Uttar Pradesh)	154
II.81	Capital plus Revenue Expenditure (Uttar Pradesh)	155
II.82	Details of Revenue Expenditure (Uttar Pradesh)	157
II.83	Details of Medical relief (Uttar Pradesh)	159
II.84	Details of Disease Control Programmes (Uttar Pradesh)	160

II.85	Expenditure on Revenue account - Plan & Non-plan (West Bengal)	162
II.86	Expenditure on Capital account - Plan & Non-plan (West Bengal)	163
II.87	Capital plus Revenue Expenditure (West Bengal)	164
II.88	Details of Revenue Expenditure (West Bengal)	166
II.89	Details of Medical relief (West Bengal)	168
II.90	Details of Disease Control Programmes (West Bengal)	169
II.91	Expenditure on Revenue account - Plan & Non-plan (Goa)	171
II.92	Expenditure on Capital account - Plan & Non-plan (Goa)	172
II.93	Capital plus Revenue Expenditure (Goa)	173
II.94	Details of Revenue Expenditure (Goa)	175
II.95	Expenditure on Revenue account - Plan & Non-plan (Himachal Pradesh)	177
II.96	Expenditure on Capital account - Plan & Non-plan (Himachal Pradesh)	178
II.97	Capital plus Revenue Expenditure (Himachal Pradesh)	179
II.98	Details of Revenue Expenditure (Himachal Pradesh)	181
II.99	Expenditure on Revenue account - Plan & Non-plan (Manipur)	183
II.100	Expenditure on Capital account - Plan & Non-plan (Manipur)	184
II.101	Capital plus Revenue Expenditure (Manipur)	185
II.102	Details of Revenue Expenditure (Manipur)	187
II.103	Expenditure on Revenue account - Plan & Non-plan (Meghalaya)	189
II.104	Expenditure on Capital account - Plan & Non-plan (Meghalaya)	190
II.105	Capital plus Revenue Expenditure (Meghalaya)	191
II.106	Details of Revenue Expenditure (Meghalaya)	193
II.107	Expenditure on Revenue account - Plan & Non-plan (Mizoram)	195
II.108	Expenditure on Capital account - Plan & Non-plan (Mizoram)	196
II.109	Capital plus Revenue Expenditure (Mizoram)	197
II.110	Details of Revenue Expenditure (Mizoram)	199
II.111	Expenditure on Revenue account - Plan & Non-plan (Nagaland)	201
II.112	Expenditure on Capital account - Plan & Non-plan (Nagaland)	202
II.113	Capital plus Revenue Expenditure (Nagaland)	203
II.114	Details of Revenue Expenditure (Nagaland)	205
II.115	Expenditure on Revenue account - Plan & Non-plan (Tripura)	207
II.116	Expenditure on Capital account - Plan & Non-plan (Tripura)	208
II.117	Capital plus Revenue Expenditure (Tripura)	209
II.118	Details of Revenue Expenditure (Tripura)	211

Module III

III.1	Expenditure on Nutrition by individual States - Revenue account	213
III.2	Expenditure on Nutrition by individual States - Capital account	221

LIST OF CHARTS

Page Nos.

Module I

Capital plus Revenue Expenditure - All States and Central Government	7
Capital plus Revenue Expenditure - Central Government	9
Capital and Revenue Account - All States	11
Capital and Revenue Account - All Major States	13
Capital and Revenue Account - All Minor States	15
Revenue Expenditure of Central Government	32

Module II

Revenue Account - Andhra Pradesh	38
Medical Relief - Andhra Pradesh	43
Prevention and Control of Diseases - Andhra Pradesh	43
Revenue Account - Assam	47
Medical Relief - Assam	52
Prevention and Control of Diseases - Assam	57
Revenue Account - Bihar	57
Medical Relief - Bihar	62
Prevention and Control of Diseases - Bihar	62
Revenue Account - Gujarat	66
Medical Relief - Gujarat	71
Prevention and Control of Diseases - Gujarat	71
Revenue Account - Haryana	75
Medical Relief - Haryana	80
Prevention and Control of Diseases - Haryana	80
Revenue Account - Karnataka	84
Medical Relief - Karnataka	89
Prevention and Control of Diseases - Karnataka	89
Revenue Account - Kerala	93
Medical Relief - Kerala	98
Prevention and Control of Diseases - Kerala	98
Revenue Account - Madhya Pradesh	102
Medical Relief - Madhya Pradesh	107
Prevention and Control of Diseases - Madhya Pradesh	107
Revenue Account - Maharashtra	111
Medical Relief - Maharashtra	116
Prevention and Control of Diseases - Maharashtra	116
Revenue Account - Orissa	120
Medical Relief - Orissa	125
Prevention and Control of Diseases - Orissa	125
Revenue Account - Punjab	129
Medical Relief - Punjab	134
Prevention and Control of Diseases - Punjab	134
Revenue Account - Rajasthan	138
Medical Relief - Rajasthan	143

Prevention and Control of Diseases - Rajasthan	143
Revenue Account - Tamil Nadu	147
Medical Relief - Tamil Nadu	152
Prevention and Control of Diseases - Tamil Nadu	152
Revenue Account - Uttar Pradesh	156
Medical Relief - Uttar Pradesh	161
Prevention and Control of Diseases - Uttar Pradesh	161
Revenue Account - West Bengal	165
Medical Relief - West Bengal	170
Prevention and Control of Diseases - West Bengal	170
Revenue Account - Goa	174
Revenue Account - Himachal Pradesh	180
Revenue Account - Manipur	186
Revenue Account - Meghalaya	192
Revenue Account - Mizoram	198
Revenue Account - Nagaland	204
Revenue Account - Tripura	210

NIPFP DATA BANK GOVERNMENT EXPENDITURE ON HEALTH SECTOR (1985-86 to 1989-90)

A. Introduction

The Ministry of Health and Family Welfare, Government of India has entrusted the task of maintaining a data bank on government expenditure on health care to the National Institute of Public Finance and Policy. Financial support for this activity is provided by the WHO. The funding will enable the Institute to collect detailed data on financing of health sector by the Central and State governments and publish the information annually. The purpose of this venture is to make available comparable and detailed information on government financing of health sector at one place on a timely basis. The tables and charts presented below are the first product of the project undertaken under this programme. It is hoped that this will benefit policy makers and researchers interested in health financing issues.

The formats in which data are being presented were finalised in consultation with the Ministry of Health and Family Welfare. However, comments and suggestions for improving the presentation of the data are welcome. The data in this report are set out in a three tier inverted tree structure.

At **Level one** information on 'Major Heads under Capital and Revenue Accounts'¹ is given. This includes, Medical and Public Health; Family Welfare and Water Supply and Sanitation². For each of these heads of accounts the details of Plan and non-Plan expenditures are indicated separately. In the case of Central government's grants to States, grants made under the heads Medical and Public Health and Family Welfare are shown separately. **Level two**

-
1. For definitions of major and minor heads of accounts and other accounting concepts, see Section D.
 2. Figures of expenditure on Nutrition are set forth separately outside the inverted tree structure in this report vide Module III of the tables. It will be integrated with the main tables in the subsequent reports.

shows expenditure on minor heads under each of the heads of accounts indicated above. The level of disaggregation has been standardised after ascertaining the most commonly appearing minor heads in States' budgets. The standardised set of minor heads more or less exhaust the total expenditure of the major head they pertain to. More disaggregated expenditure under two most important minor heads of accounts, viz. Medical Relief and Prevention and Control of Diseases, are given under **Level three**. At this level, expenditures made on different levels of medical facilities and on individual disease control programmes are shown.

B. Definition of Health Sector

Health Sector can be defined in a variety of ways, although a narrow definition would include only the conventional curative and preventive medical care and medical education and research. Alternatively, it can be defined to include any activity having an impact on individual health status. Nevertheless for the purpose of this study, health care sector is defined to include all activities implicit in the Alma Ata declaration. Thus, according to this study, health sector consists of:

- (i) **Medical Care** comprising, (a) **Medical relief** related to conventional curative medical facilities such as primary health centres and sub-centres, hospitals and dispensaries; Indigenous systems of medicine and health insurance schemes for organised sector employees and their families (Employees State Insurance and Central Government Health Scheme); (b) **Medical education and research** and; (c) **Direction and administration**;
- (ii) **Public Health** covering prevention and control of communicable diseases, health education, immunisation and all other items that are included under head Public Health but excluding minor heads such as, water supply and sanitation;
- (iii) **Family Welfare** covering **Maternity and Child Health (MCH)** and **Family Planning**;

- (iv) Water supply and sanitation
- (v) Nutrition programmes to supplement nutrition for children, pregnant and nursing mothers and Integrated Child Development Scheme (ICDS).

Under this definition "health sector" includes curative and preventive medical facilities. Spending under the minor head Medical consists largely of curative spending while outlay on public health, water supply and sanitation, nutrition and MCH under family welfare can be treated broadly as preventive health care spending.

C. Sources of Data

Data on expenditure are collected mainly from the Detailed Demands for Grants (DDG). The DDGs are submitted to the Legislature/Parliament by the respective Departments/ Ministries to seek authorisation for spending. These documents form part of the budget documents presented by Finance Ministers and contain detailed and disaggregated information. Typically, the DDG gives budget estimates for the following year, revised estimates (usually 9 to 11 months' actual expenditure and estimates for the rest of the period) for the current financial year and actual expenditure of the previous year. The data presented in this report are mostly actual expenditures. In cases where the actual expenditure is not available, revised estimates have been taken. Such instances are few. In exceptional circumstances where even the revised estimates are not available, budget estimates have been used. In cases where gaps were noticed in the DDGs, data were obtained from Finance Accounts. This source, however, does not give detailed information.

D. Accounting Issues

This section describes some accounting concepts and indicates how they have been used in the report. Since the auditing authority of all the state and central budgets is a single agency (the Comptroller and Auditor General

of India), one finds a large degree of uniformity in the presentation of budget and finance accounts. Because the budgets are presented in accordance with the format prescribed by the Comptroller and Auditor General of India, the definitions of all the important accounting concepts happen to be uniform across the country. Some of the relevant accounting categories are: (i) Major heads and minor heads, (ii) Revenue account and capital account (iii) Plan and non-Plan, and (iv) Gross and net expenditure. It is important to indicate what these concepts stand for and the concepts used in the report.

Major and minor heads: Expenditure on a specific well defined activity is included under a major head. Definitions and coverage of these heads are fairly uniform across the country. Each major head is further divided into minor heads covering individual elements of a specific activity. While it is not necessary that a particular head of account is an exclusive domain of a department, expenditure under the minor head 'Medical', or some of its sub-heads may be incurred by other departments too. For example, the Employees State Insurance (ESI) in Madhya Pradesh and some other States appears under the Industries Department. As far as the health sector is concerned, the coverage of major and minor heads is more or less uniform across States. Lack of uniformity is seen in the relevant major / minor heads of accounts under different departments. Even here, exceptions are few. Data have been collected in a standardised form adjusting for variations in coverage, if any.

Gross and net Expenditures: The DDG reports the actual money spent by the departments under various minor heads. When minor heads are added up into the major head, recoveries, if any, from other departments or heads of account, and reserve funds are netted out to avoid double counting.

Revenue and Capital Account: Budget data are classified under two separate accounts - Revenue and Capital. For a specific activity, revenue and capital accounts have separate heads for accounting. The capital account consists of expenditure on creation of assets or discharge of liabilities and loans and advances. Thus, capital expenditure under budgetary heads does not strictly correspond to the National Accounts definition of 'Capital Expenditure' which

only covers expenditures made for creation of capital assets. Revenue account shows mostly current spending on salaries, commodity purchases, current transfers etc. It may also contain expenditure on minor repairs and maintenance and minor works involving capital outlay below a monetary ceiling. Thus, revenue expenditure is not made up entirely of current expenditure as commonly understood though the size of capital items included is not significant. Identification of capital components within the revenue account, although possible, is an arduous task and could not be carried out within the limited time and resources available.

Plan and non-Plan: Another important distinction found in the budget documents is between Plan and non-Plan expenditures. Plan expenditure consists of approved additions to capital assets and expenditure on new schemes. Non-plan expenditure consists largely of committed spending on completed Plan schemes. This distinction is made use of by two important agencies which sanction/approve grants to States: the Finance Commission recommends Central transfers to meet non-Plan revenue requirements of the States and the Planning Commission provides assistance for Plan purposes. However, there are departures from this definition. For example, within the health sector, expenditure on family welfare is always shown under Plan account, although much of it is committed expenditure. Similarly, certain new nutrition schemes are shown under non-Plan account.

Plan spending consists of capital as well as a substantial portion of current expenditure. Similarly, non-Plan account includes capital expenditure for purchase of new assets and minor repairs and maintenance, besides items of current expenditure. Because of the mixed nature of items included under Plan and non-Plan expenditure totals, the analytical value of Plan and non-Plan classification is limited.

E. Charts

Charts are presented alongwith the tables wherever felt helpful. For **Level three** the charts correspond to **Medical Relief and Prevention and Control of Diseases**.

F. Coverage and Periodicity

This report contains data for the period 1985-86 to 1989-90. It covers all the 15 major states of Andhra Pradesh, Assam, Bihar, Gujarat, Haryana, Karnataka, Kerala, Madhya Pradesh, Maharashtra, Orissa, Punjab, Rajasthan, Tamil Nadu, Uttar Pradesh, and West Bengal. Among smaller States it covers: Goa, Himachal Pradesh, Manipur, Meghalaya, Nagaland, and Tripura. Data for the year 1989-90 are revised estimates for some of the States. More recent information up to 1991-92/1992-93 (revised estimates) and actuals for the year 1989-90 will be published in the next report which is likely to be ready by July/August 1994. Thereafter the information will be published annually during the months of July / August.

Module-I

CAPITAL PLUS REVENUE EXPENDITURE

ALL STATES AND CENTRAL GOVERNMENT

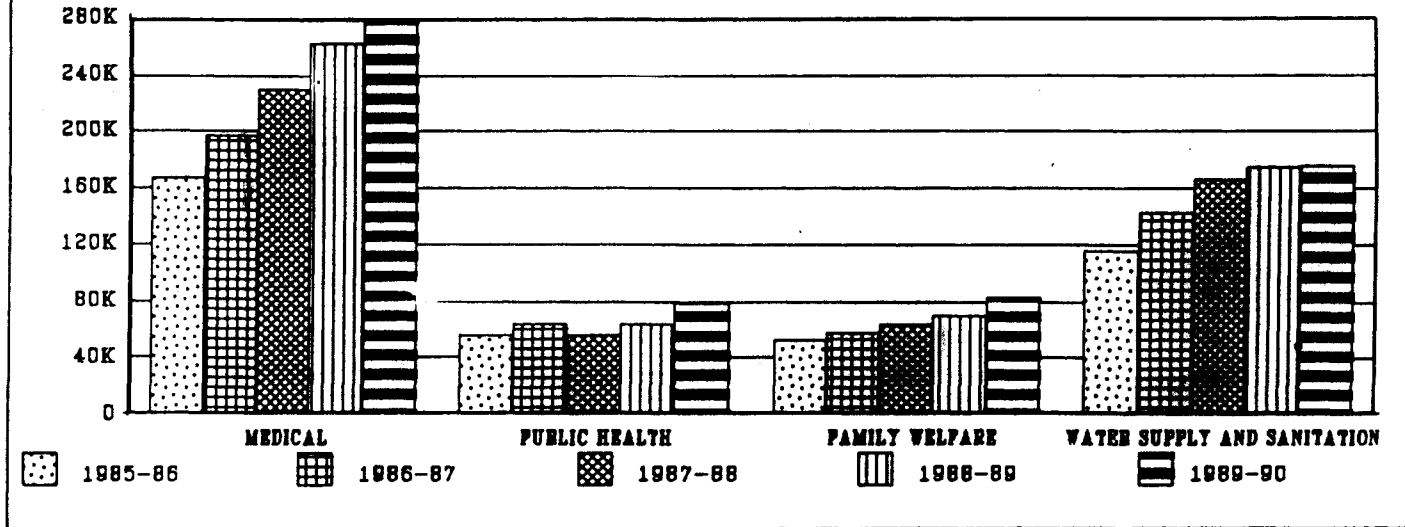


TABLE I.1

**Capital plus Revenue Expenditure
All States and Centre**

(in Rs Lakh)

HEADS / YEAR		1985-86	1986-87	1987-88	1988-89	1989-90
		TOTAL	TOTAL	TOTAL	TOTAL	TOTAL
I.	MEDICAL AND PUBLIC HEALTH	226321.68	261889.97	289357.43	327919.74	357406.38
A.	MEDICAL	166747.20	197179.19	230133.88	262381.93	278170.94
B.	PUBLIC HEALTH	55797.38	63530.36	56369.62	63596.01	78845.34
II.	FAMILY WELFARE	52627.93	57749.66	63922.43	70367.54	83446.08
III.	WATER SUPPLY AND SANITATION	115847.36	142486.42	165923.49	174660.75	175660.66

CAPITAL PLUS REVENUE EXPENDITURE

CENTRAL GOVERNMENT

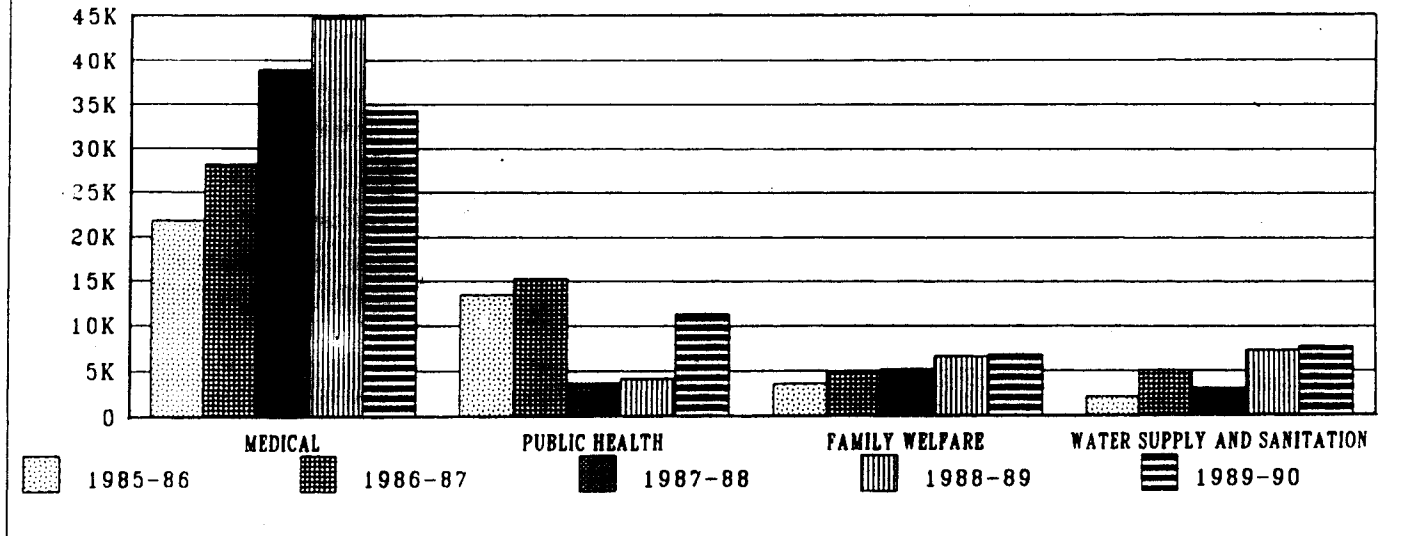


TABLE I.2

Capital plus Revenue Expenditure - Centre

(in Rs Lakh)

HEADS / YEAR		1985-86	1986-87	1987-88	1988-89	1989-90
		TOTAL	TOTAL	TOTAL	TOTAL	TOTAL
I.	MEDICAL AND PUBLIC HEALTH	35284.21	43419.63	42562.73	48787.11	46013.23
A.	MEDICAL	21780.27	28091.17	38875.84	44638.11	34273.78
B.	PUBLIC HEALTH	13503.94	15328.46	3686.89	4149.00	11349.35
II.	FAMILY WELFARE	3603.08	4874.71	5110.82	6560.77	6755.00
III.	WATER SUPPLY AND SANITATION	2128.08	5019.65	3077.11	7275.48	7664.00
	WATER SUPPLY	NA	NA	NA	NA	NA
	URBAN WATER SUPPLY	NA	NA	NA	NA	NA
	RURAL WATER SUPPLY	105.87	120.08	332.66	546.20	NA
	SEWERAGE & SANITATION	NA	NA	16.80	NA	NA

CAPITAL & REVENUE ACCOUNT

ALL-STATES

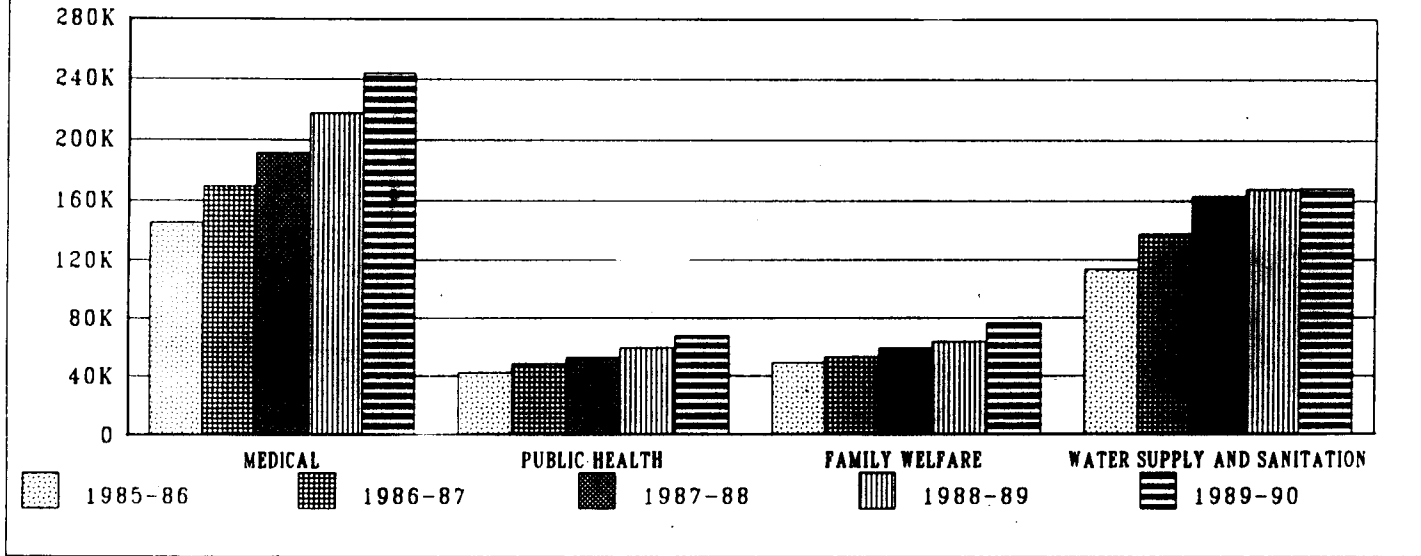


TABLE I.3

Capital plus Revenue Expenditure - All States

(in Rs. Lakh)

HEADS / YEAR		1985-86	1986-87	1987-88	1988-89	1989-90
		TOTAL	TOTAL	TOTAL	TOTAL	TOTAL
I.	MEDICAL AND PUBLIC HEALTH	191037.47	218470.34	246794.70	279132.63	311393.15
A.	MEDICAL	144966.93	169088.02	191258.04	217743.82	243897.16
B.	PUBLIC HEALTH	42293.44	48201.90	52682.73	59447.01	67495.99
II.	FAMILY WELFARE	49024.85	52874.95	58811.61	63806.77	76691.08
III.	WATER SUPPLY AND SANITATION	113719.28	137466.77	162846.38	167385.27	167996.66

CAPITAL & REVENUE ACCOUNT

ALL MAJOR STATES

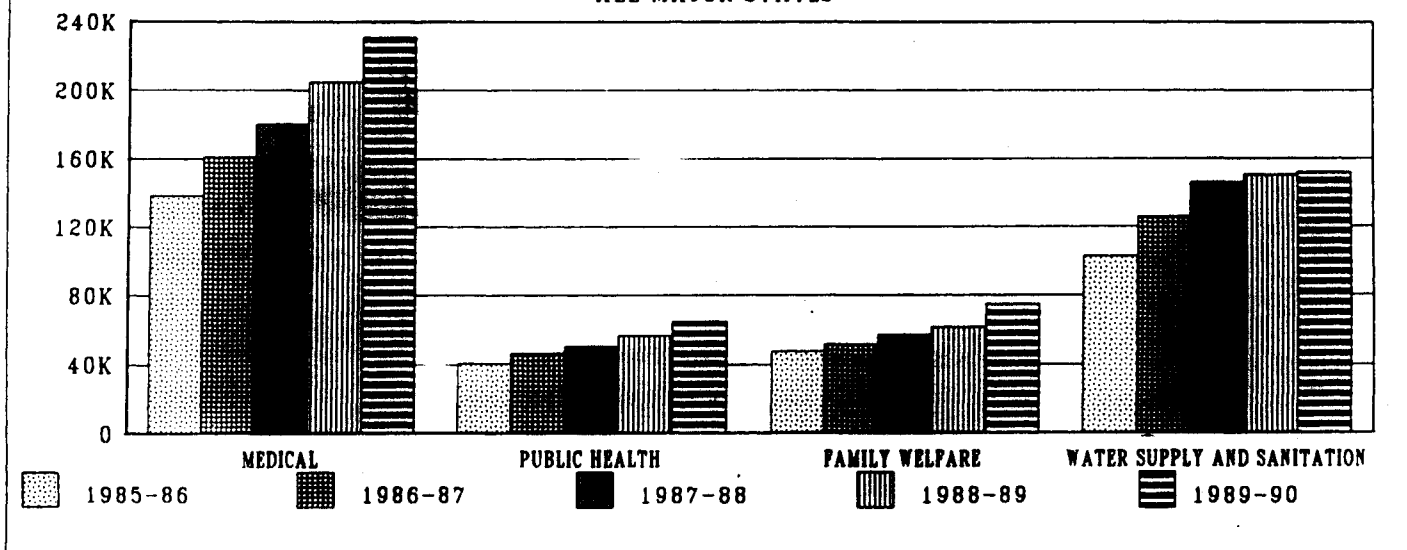


TABLE I.4

Capital plus Revenue Expenditure - All Major States

(in Rs. Lakh)

HEADS / YEAR		1985-86	1986-87	1987-88	1988-89	1989-90
		TOTAL	TOTAL	TOTAL	TOTAL	TOTAL
I.	MEDICAL AND PUBLIC HEALTH	182834.05	208408.461	233739.24	263829.82	295901.53
A.	MEDICAL	138383.56	160865.14	180325.6	205022.14	230884.12
B.	PUBLIC HEALTH	40673.39	46362.901	50573.36	56865.88	65017.41
II.	FAMILY WELFARE	47693.93	51585.1	57082.66	61839.49	74950.09
III.	WATER SUPPLY AND SANITATION	102560.27	125524.89	145834.25	150300.78	151933.28
	WATER SUPPLY	108443.21	123667.63	145627.7	146345.36	142144.99
	URBAN WATER SUPPLY	21129.65	20688.57	28809.62	34740.71	34421.96
	RURAL WATER SUPPLY	62618.59	72892.81	70501.4	85046.74	69237.96
	SEWERAGE & SANITATION	4709.79	7807.3	6533.67	6246.59	5858.52

CAPITAL & REVENUE ACCOUNT

ALL MINOR STATES

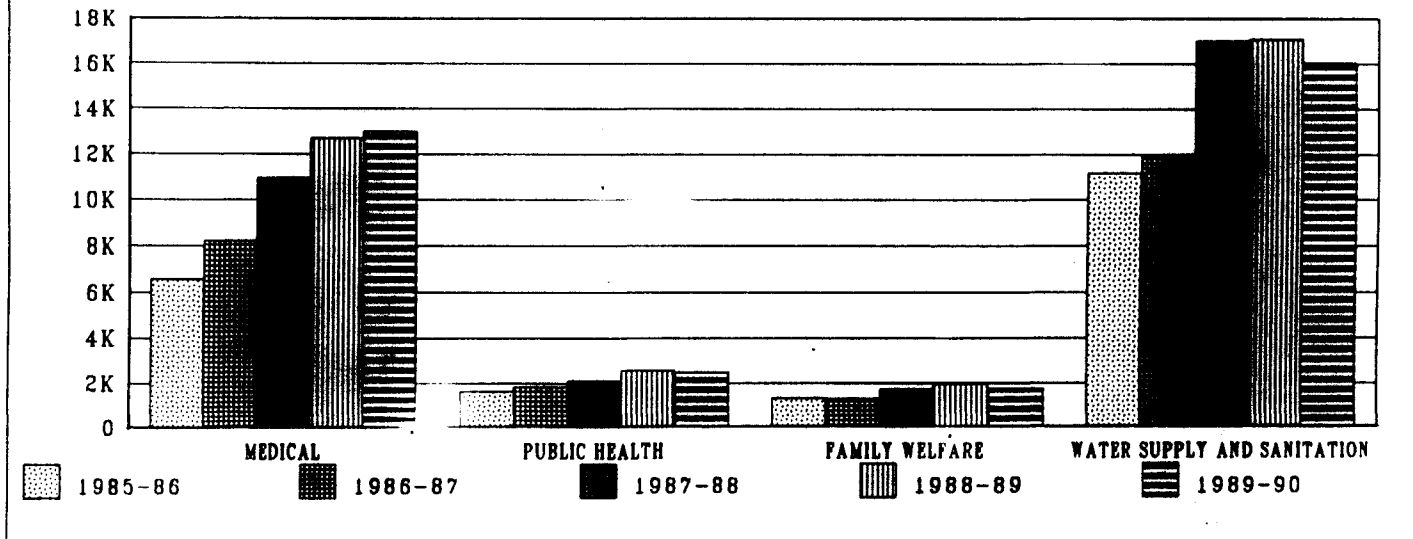


TABLE I.5

Capital plus Revenue Expenditure - All Minor States

(in Rs. Lakh)

HEADS / YEAR		1985-1886	1986-87	1987-88	1988-89	1989-90
		TOTAL	TOTAL	TOTAL	TOTAL	TOTAL
I.	MEDICAL AND PUBLIC HEALTH	8203.42	10061.88	13055.46	15302.81	15491.62
A.	MEDICAL	6583.37	8222.88	10932.44	12721.68	13013.04
B.	PUBLIC HEALTH	1620.05	1839.00	2109.37	2581.13	2478.58
II.	FAMILY WELFARE	1330.92	1289.85	1728.95	1967.28	1740.99
III.	WATER SUPPLY AND SANITATION	11159.01	11941.88	17012.13	17084.49	16063.38

NOTE:Table excludes data of Tripura(1985-86) and Manipur(1986-87)

TABLE I.6

Grants from Central Government (summary)

(in Rs. Lakh)

HEADS / YEAR		1985-86	1986-87	1987-88	1988-89	1989-90
		TOTAL	TOTAL	TOTAL	TOTAL	TOTAL
1.	TOTAL GRANTS (MEDICAL AND PUBLIC HEALTH)	12448.45	11096.67	11612.86	12068.93	13169.00
2.	TOTAL EXPENDITURE (MEDICAL AND PUBLIC HEALTH)	191037.47	218470.34	246794.70	279132.63	311393.15
3.	GRANTS PERCENTAGE (MEDICAL AND PUBLIC HEALTH)	6.52	5.08	4.71	4.32	4.23
4.	TOTAL GRANTS (FAMILY WELFARE)	45311.31	47968.74	52566.52	57666.34	57344.00
5.	TOTAL EXPENDITURE (FAMILY WELFARE)	49024.85	52874.95	58811.61	63806.77	76691.08
6.	GRANTS PERCENTAGE (FAMILY WELFARE)	92.43	90.72	89.38	90.38	74.77

Total exp. fig. excludes data of Tripura(1985-86) and Manipur(1986-87)

TABLE I.7

Expenditure on Revenue account - All States

(in Rs. Lakh)

HEADS / YEAR		1985-1886	1986-87	1987-88	1988-89	1989-90
		TOTAL	TOTAL	TOTAL	TOTAL	TOTAL
I.	MEDICAL AND PUBLIC HEALTH	179829.22	205684.01	232996.01	263609.95	302492.20
A.	MEDICAL	137554.72	158143.30	180744.27	205121.94	235248.70
B.	PUBLIC HEALTH	41502.58	47540.71	52251.74	58488.01	67243.50
II.	FAMILY WELFARE	44285.99	48469.85	54335.31	59650.66	71415.33
III.	WATER SUPPLY AND SANITATI	90583.27	111150.00	129170.11	137870.92	143553.65

TABLE I.8

Expenditure on Revenue account - All Major States

(in Rs. Lakh)

HEADS / YEAR		1985-1886	1986-87	1987-88	1988-89	1989-90
		TOTAL	TOTAL	TOTAL	TOTAL	TOTAL
I.	MEDICAL AND PUBLIC HEALTH	172520.54	196573.47	220928.95	249902.88	288719.64
A.	MEDICAL	131794.43	150749.63	170777.41	193892.16	223825.27
	URBAN MEDICAL SERVICES	NA	NA	94979.83	108767.23	118813.65
	RURAL MEDICAL SERVICES	NA	NA	42204.69	49751.07	66136.46
B.	PUBLIC HEALTH	39954.19	45823.84	50151.54	56010.72	64894.37
II.	FAMILY WELFARE	43083.25	47285.72	52704.49	57819.66	69746.00
III.	WATER SUPPLY AND SANITATION	85487.66	105279.92	120693.22	127136.06	133254.03
	WATER SUPPLY	91527.82	102971.43	120193.22	123661.89	135539.67
	URBAN WATER SUPPLY	18105.75	16993.19	20850.27	28629.79	34108.04
	RURAL WATER SUPPLY	49594.76	57179.54	55755.22	69283.25	64338.56
	SEWERAGE & SANITATION	3918.01	6191.91	6120.76	5198.71	5845.52

TABLE I.9

Expenditure on Revenue account - All Minor States

(in Rs. Lakh)

HEADS / YEAR		1985-1986	1986-87	1987-88	1988-89	1989-90
		TOTAL	TOTAL	TOTAL	TOTAL	TOTAL
I.	MEDICAL AND PUBLIC HEALTH	7308.68	9110.54	12067.06	13707.07	13772.56
A.	MEDICAL	5760.29	7393.67	9966.86	11229.78	11423.43
B.	PUBLIC HEALTH	1548.39	1716.87	2100.20	2477.29	2349.13
II.	FAMILY WELFARE	1202.74	1184.13	1630.82	1831.00	1669.33
III.	WATER SUPPLY AND SANITATION	5095.61	5870.08	8476.89	10734.86	10299.62

NOTE: Table excludes data of Tripura(1985-86) and Manipur(1986-87)

TABLE I.10

Expenditure on Capital account - All States

(in Rs. Lakh)

HEADS / YEAR	1985-86 TOTAL	1986-87 TOTAL	1987-88 TOTAL	1988-89 TOTAL	1989-90 TOTAL
I. MEDICAL AND PUBLIC HEALTH	11208.25	12786.33	13798.69	15522.68	8900.95
A. MEDICAL	7412.21	10944.72	10513.77	12621.88	8648.46
B. PUBLIC HEALTH	790.86	661.19	430.99	959.00	252.49
II. FAMILY WELFARE	4738.86	4405.10	4476.30	4156.11	5275.75
III. WATER SUPPLY AND SANITATION	23136.01	26316.77	33676.27	29514.35	24443.01

336.390954
N21N
N411




TABLE I.11

Expenditure on Capital account - All Major States

(in Rs. Lakh)

HEADS / YEAR		1985-86	1986-87	1987-88	1988-89	1989-90
		TOTAL	TOTAL	TOTAL	TOTAL	TOTAL
I.	MEDICAL AND PUBLIC HEALTH	10313.51	11834.99	12810.29	13926.94	7181.89
A.	MEDICAL	6589.13	10115.51	9548.19	11129.98	7058.85
B.	PUBLIC HEALTH	719.2	539.06	421.82	855.16	123.04
II.	FAMILY WELFARE	4610.68	4299.38	4378.17	4019.83	5204.09
III.	WATER SUPPLY AND SANITATION	17072.61	20244.97	25141.03	23164.72	18679.25
	WATER SUPPLY	16915.39	20696.2	25434.48	22683.47	6605.32
	URBAN WATER SUPPLY	3023.9	3695.38	7959.35	6110.92	313.92
	RURAL WATER SUPPLY	13023.83	15713.27	14746.18	15763.49	4899.4
	SEWERAGE & SANITATION	791.78	1615.39	412.91	1047.88	13

TABLE I.12

Expenditure on Capital account - All Minor States

(in Rs. Lakh)

HEADS / YEAR		1985-1886	1986-87	1987-88	1988-89	1989-90
		TOTAL	TOTAL	TOTAL	TOTAL	TOTAL
I.	MEDICAL AND PUBLIC HEALTH	894.74	951.34	988.40	1595.74	1719.06
A.	MEDICAL	823.08	829.21	965.58	1491.90	1589.61
B.	PUBLIC HEALTH	71.66	122.13	9.17	103.84	129.45
II.	FAMILY WELFARE	128.18	105.72	98.13	136.28	71.66
III.	WATER SUPPLY AND SANITATION	6063.40	6071.80	8535.24	6349.63	5763.76

NOTE: Table excludes data of Tripura(1985-86) and Manipur(1986-87)

TABLE I.13

Capital plus Revenue Expenditure -All States (Non-plan)

(in Rs. Lakh)

HEADS / YEAR		1985-86	1986-87	1987-88	1988-89	1989-90
		TOTAL	TOTAL	TOTAL	TOTAL	TOTAL
I.	MEDICAL AND PUBLIC HEALTH	150705.50	168343.54	190491.65	216113.23	246671.93
A.	MEDICAL	126686.91	142298.20	159784.49	180178.82	205656.87
B.	PUBLIC HEALTH	23994.64	26023.89	30707.16	35934.28	41015.06
II.	FAMILY WELFARE	4836.65	4325.75	4848.98	5220.90	7485.38
III.	WATER SUPPLY AND SANITATION	28938.62	34584.23	37018.67	46669.24	51944.70

TABLE I.14

Capital plus Revenue Expenditure - All States (Plan)

(in Rs. Lakh)

HEADS / YEAR		1985-86	1986-87	1987-88	1988-89	1989-90
		TOTAL	TOTAL	TOTAL	TOTAL	TOTAL
I.	MEDICAL AND PUBLIC HEALTH	40331.97	50126.80	55858.48	63131.56	66099.30
A.	MEDICAL	18280.02	26789.82	31112.27	37655.52	39280.06
B.	PUBLIC HEALTH	18298.80	22178.01	21905.93	23534.37	26819.24
II.	FAMILY WELFARE	44188.20	48549.20	53872.36	58591.62	69528.12
III.	WATER SUPPLY AND SANITATION	84780.66	102882.54	125877.13	120672.78	118037.38

TABLE I.15

Capital plus Revenue Expenditure - All Major States (Non-plan)

(in Rs. Lakh)

HEADS / YEAR		1985-86	1986-87	1987-88	1988-89	1989-90
		TOTAL	TOTAL	TOTAL	TOTAL	TOTAL
I.	MEDICAL AND PUBLIC HEALTH	144685.68	160870.44	180905.45	204812.87	234653.93
A.	MEDICAL	121660.83	135751.79	151331.87	170356.21	195108.22
B.	PUBLIC HEALTH	23000.9	25097.2	29573.58	34456.53	39545.71
II.	FAMILY WELFARE	4754.36	4237.91	4754.66	5099.34	7368.01
III.	WATER SUPPLY AND SANITATION	26316.5	30571.44	31825.09	39795.66	44464.13
	WATER SUPPLY	34460.29	31997.56	36829.13	43061	53809.84
	URBAN WATER SUPPLY	6811.62	8644.65	8583.25	10678.29	10936.87
	RURAL WATER SUPPLY	8261.19	9745.2	11260.34	11634.68	12776.13
	SEWERAGE & SANITATION	1462.25	3175.23	2940.76	2497.94	1926.12

TABLE I.16

Capital plus Revenue Expenditure - All Major States (Plan)

(in Rs. Lakh)

HEADS / YEAR		1985-86	1986-87	1987-88	1988-89	1989-90
		TOTAL	TOTAL	TOTAL	TOTAL	TOTAL
I.	MEDICAL AND PUBLIC HEALTH	38148.37	47538.021	52833.79	59016.95	61247.6
A.	MEDICAL	16722.73	25113.35	28993.73	34665.93	35775.9
B.	PUBLIC HEALTH	17672.49	21265.701	20999.78	22409.35	25471.7
	FAMILY WELFARE	42939.57	47347.19	52328	56740.15	67582.08
III.	WATER SUPPLY AND SANITATION	76243.77	94953.45	114009.16	110505.12	107469.15
	WATER SUPPLY	73982.92	91670.07	108798.57	103284.36	88335.15
	URBAN WATER SUPPLY	14237.03	12043.92	20226.37	24062.42	23485.09
	RURAL WATER SUPPLY	54357.4	63147.61	59241.06	73412.06	56461.83
	SEWERAGE & SANITATION	3247.54	4632.07	3592.91	3748.65	3932.4

TABLE I.17

Capital plus Revenue Expenditure - All Minor States (Non-plan)

(in Rs. Lakh)

HEADS / YEAR		1985-1886	1986-87	1987-88	1988-89	1989-90
		TOTAL	TOTAL	TOTAL	TOTAL	TOTAL
I.	MEDICAL AND PUBLIC HEALTH	6019.82	7473.10	9586.20	11300.36	12018.00
A.	MEDICAL	5026.08	6546.41	8452.62	9822.61	10548.65
B.	PUBLIC HEALTH	993.74	926.69	1133.58	1477.75	1469.35
II.	FAMILY WELFARE	82.29	87.84	94.32	121.56	117.37
III.	WATER SUPPLY AND SANITATION	2622.12	4012.79	5193.58	6873.58	7480.57

NOTE: Table excludes data of Tripura(1985-86) and Manipur(1986-87)

TABLE I.18

Capital plus Revenue Expenditure - All Minor States (Plan)

(in Rs. Lakh)

HEADS / YEAR		1985-1886	1986-87	1987-88	1988-89	1989-90
		TOTAL	TOTAL	TOTAL	TOTAL	TOTAL
I.	MEDICAL AND PUBLIC HEALTH	2183.60	2588.78	3024.69	4114.61	4851.70
A.	MEDICAL	1500.29	1676.47	2118.54	2989.59	3504.16
	URBAN MEDICAL SERVICES	NA	NA	NA	NA	NA
	RURAL MEDICAL SERVICES	NA	NA	NA	NA	NA
B.	PUBLIC HEALTH	626.31	912.31	906.15	1125.02	1347.54
II.	FAMILY WELFARE	1248.63	1202.01	1544.36	1851.47	1946.04
III.	WATER SUPPLY AND SANITATION	8536.89	7929.09	11867.97	10167.66	10568.23
	WATER SUPPLY	NA	NA	NA	NA	NA
	URBAN WATER SUPPLY	NA	NA	NA	NA	NA
	RURAL WATER SUPPLY	NA	NA	NA	NA	NA
	SEWERAGE & SANITATION	NA	NA	NA	NA	NA

NOTE: Table excludes data of Tripura(1985-86) and Manipur(1986-87)

TABLE I.19

Expenditure on Revenue account - Plan and Non-plan (Central Government)

(in Rs. Lakh)

HEADS/YEAR	1985-86		1986-87		1987-88		1988-89		1989-90	
	NON-PLAN	PLAN	NON-PLAN	PLAN	NON-PLAN	PLAN	NON-PLAN	PLAN	NON-PLAN	PLAN
I. MEDICAL AND PUBLIC HEALTH(2210)	13948.46	8520.55	17840.17	10957.96	20346.68	9176.96	23420.19	11559.63	20316.00	10049.00
A. MEDICAL	11643.20	3819.61	15250.70	4828.83	18716.26	7622.56	21511.29	9553.61	18548.00	8781.00
B. PUBLIC HEALTH	2305.26	4700.94	2589.47	6129.13	1630.42	1554.40	1908.90	2006.02	1768.00	1268.00
II. FAMILY WELFARE(281/2211)	668.72	2477.35	662.79	3736.03	935.60	4169.69	1030.92	5524.48	1458.00	5149.00
III. WATER SUPPLY & SANITATION	0.00	373.56	0.00	3593.75	15.04	1464.47	15.04	5317.76	0.00	7514.00
URBAN WATER SUPPLY	NA	NA	NA	NA	NA	NA	NA	NA	0.00	NA
RURAL WATER SUPPLY	NA	NA	NA	NA	NA	NA	NA	NA	0.00	7514.00
SEWERAGE & SANITATION	0.00	1.17	0.00	1.32	0.10	142.31	0.21	266.58	0.00	NA

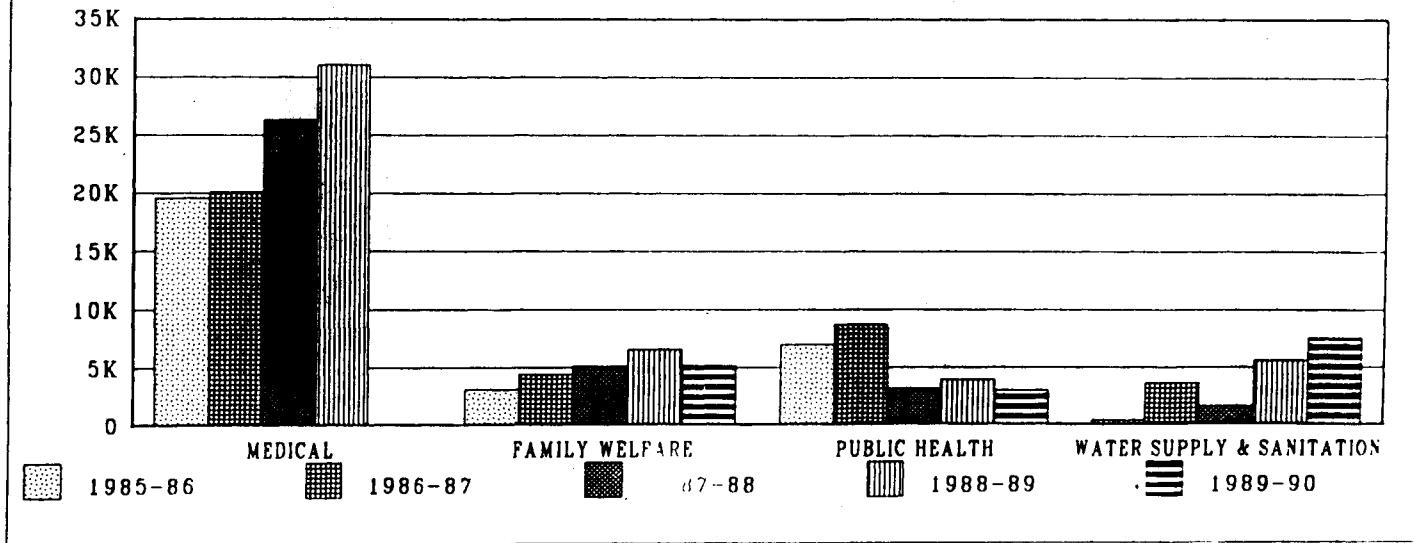
TABLE I.20

Expenditure on Capital account - Plan and Non-plan (Central Government)

(in Rs. Lakh)

HEADS/YEAR	1985-86		1986-87		1987-88		1988-89		1989-90	
	NON-PLAN	PLAN	NON-PLAN	PLAN	NON-PLAN	PLAN	NON-PLAN	PLAN	NON-PLAN	PLAN
I. MEDICAL AND PUBLIC HEALTH(A+B)	0.00	12815.2	0.00	14621.5	0.00	13039.09	0.00	13807.29	390.10	15258.13
A. MEDICAL(480/4210)	0.00	6317.46	0.00	8011.64	0.00	12537.02	0.00	13573.21	0.00	6944.78
URBAN MEDICAL SERVICES	0.00	6316.65	0.00	8010.60	0.00	12468.04	0.00	13489.63	0.00	0.00
RURAL MEDICAL SERVICES	NA	NA	NA	NA	NA	NA	NA	NA	NA	NA
B. PUBLIC HEALTH(482/4210)	0.00	6497.74	0.00	6609.86	0.00	502.07	0.00	234.08	0.00	8313.35
II. FAMILY WELFARE(481/4211)	0.00	457.01	0.00	475.89	0.00	5.53	0.00	5.37	0.00	148.00
III. WATER SUPPLY AND SANITATION(482/4215)	0.00	1754.52	0.00	1425.90	0.00	1597.60	0.00	1942.68	0.00	150.00
WATER SUPPLY(482/4215)	0.00	877.26	0.00	712.95	0.00	782.00	0.00	1084.93	0.00	NA
URBAN WATER SUPPLY	0.00	769.72	0.00	591.30	0.00	464.66	0.00	565.71	0.00	NA
RURAL WATER SUPPLY	0.00	104.70	0.00	118.76	0.00	190.25	0.00	279.41	0.00	NA
SAN. & SEWERAGE(482/4215)	0.00	NA	0.00	NA	0.00	16.80	0.00	NA	0.00	NA

REVENUE EXPENDITURE OF CENTRAL GOVERNMENT



TABLES I.21

Details of Revenue Expenditure (Central Government)

(in Rs. Lakh)

HEADS/YEAR	1985-86		1986-87		1987-88		1988-89		1989-90	
	NON-PLAN	PLAN	NON-PLAN	PLAN	NON-PLAN	PLAN	NON-PLAN	PLAN	NON-PLAN	PLAN
1. MEDICAL(280/2210)										
A. ALLOPATHY:										
DIRECTION & ADMINISTRATION	329.96	38.38	406.70	19.11	457.59	41.82	499.76	75.29	479.11	38.60
MEDICAL RELIEF	3928.18	806.99	5151.28	1121.40	6021.67	2212.13	7057.92	2955.26	8826.56	1326.66
S.S.I	80.10	3.05	505.30	2.48	270.85	3.00	258.33	3.10		
MEDICAL STORES DEPOTS	0.78	0.66	1.50	0.71	2.52	0.50	3.07	0.50		
CENTRAL GOVT. HEALTH SCHEME	2397.98	88.44	2950.49	147.65	3841.14	176.43	4879.14	266.64	5479.63	249.33
OTHER EXPENDITURE	85.94	318.28	115.93	605.00	191.78	564.70	242.35	580.25		
B. OTHER SYSTEM OF MEDICINE	740.23	379.55	904.59	759.0	142.40	69.45	160.94	44.85	46.54	96.13
C. MEDICAL EDUCATION, TRAINING & RESEARCH	4080.01	2184.26	5214.91	2173.41	7788.31	4554.53	8409.78	5627.72	9522.40	5755.99
TOTAL MEDICAL(280/2210)	15723.23	3819.61	15250.70	4828.83	18716.26	7622.56	21511.29	9553.61		
2. FAMILY WELFARE(281/2211)	668.72	2477.35	662.79	3736.03	935.60	4169.69	1030.92	5524.48	1458.20	5149.87
2.1.MATERNITY & CHILD HEALTH	134.77	10.74	117.13	21.98	390.97	31.39	110.50	57.93	952.79	83.26
3. PUBLIC HEALTH(282/2210)										
DIRECTION & ADMINISTRATION	148.72	9.91	175.08	12.73	267.42	22.92	291.67	63.40	156.23	
PREVENTION & CONTROL OF DISEASES	392.84	751.12	437.56	989.05	416.65	1158.18	548.11	1549.49	469.80	1067.32
PREVENTION OF FOOD ADULTERATION	65.77	18.59	87.19	30.67	113.00	15.99	110.50	24.99	47.21	20.53
PREVENTION OF AIR & WATER POLLUTION	80.38	783.73	95.00	193.62						
PREV. OF POLL., RIVER GANGA				2580.43						
PREVENTION & CONTROL OF DISEASES	392.84	751.12	437.56	989.05	416.65	1158.18	548.11	1549.49	469.80	1067.32
PREVENTION OF FOOD ADULTERATION	65.77	18.59	87.19	30.67	113.00	15.99	110.50	24.99	47.21	20.53
PREVENTION OF AIR & WATER POLLUTION	80.38	783.73	95.00	193.62						

TABLE I.21 (Contd.)

(in Rs. Lakh)

HEADS/YEAR	1985-86		1986-87		1987-88		1988-89		1989-90	
	NON-PLAN	PLAN	NON-PLAN	PLAN	NON-PLAN	PLAN	NON-PLAN	PLAN	NON-PLAN	PLAN
PREV. OF POLL., RIVER GANGA				2580.43						
HEALTH TRANSPORT										
DRUG CONTROL	68.91	18.56	83.14	14.97	93.18	11.68	105.81	22.08	86.43	21.53
TRAINING	77.71	3.73	86.82	4.31	189.36	82.56	207.03	115.00		
HLT STAT. & RESEARCH	1042.98	2981.46	1129.71	2106.03						
HEALTH EDU. & PUBLICITY	148.85	43.68	181.39	98.64	221.14	104.15	244.15	92.76	221.47	9.55
MANF. OF SERA & VACCINE					52.22	43.59	59.44	54.24	67.31	34.67
PUBLIC HEALTH LABS.	212.07	67.89	234.68	66.90	270.83	52.01	312.07	46.00	362.95	25.92
TRIBAL AREA SUB-PLAN						13.15		7.20		
INTERNATIONAL COOPERATION	51.72		62.66						141.68	
OTHER EXPENDITURE	15.11	22.27	16.24	31.78	6.62	50.17	30.12	30.86		
TOTAL: PUBLIC HEALTH	2305.26	4700.94	2589.47	6129.13	1630.42	1554.40	1908.90	2006.02	1768.21	1268.01
B. GENERAL										
HLT STAT. & RESEARCH					9.12	8.05	10.64	9.06		
INTERNATIONAL COOPERATION					171.95		145.18			
OTHER EXPENDITURE					3.92	9.76	3.10	6.96		
TOTAL: GENERAL	0.00	0.00	0.00	0.00	184.99	17.81	158.92	16.02		
(in Rs. Lakh)										
4. SANITATION & SEW.(282/2215)										
SANITATION SERVICES						101.61		226.58		
SEWERAGE SERVICES		1.17		1.32		1.05	0.21			
TOTAL: SAN. & SEW.	0.00	1.17	0.00	1.32	0.10	142.31	0.21	266.58		
5. WATER SUPPLY(282/2215)										
URBAN WATER SUPPLY PRG.		121.41		154.00	13.78		9.40			
RURAL WATER SUPPLY PRG.		163.91		3319.75		1231.56	4.30	5027.73		7514.08
TOTAL: WATER SUPPLY		373.56		3593.75	15.04	1464.47	15.04	5317.76		7514.08

Module-II

TABLE II.1

Expenditure on Capital account - Plan and Non-plan (Andhra Pradesh)

(in Rs. Lakh)

HEADS / YEAR	1985-86		1986-87		1987-88		1988-89		1989-90	
	NON-PLAN	PLAN	NON-PLAN	PLAN	NON-PLAN	PLAN	NON-PLAN	PLAN	NON-PLAN	PLAN
I. MEDICAL AND PUBLIC HEALTH(4210)	0.00	430.27	0.81	420.89	0.74	415.40	0.00	349.14	0.00	174.48
A. MEDICAL	0.00	393.48	0.81	395.76	0.74	357.92	0.00	317.78	0.00	165.20
B. PUBLIC HEALTH	0.00	36.79	0.00	25.12	0.00	57.47	0.00	31.36	0.00	9.28
II. FAMILY WELFARE(4211)	0.00	557.21	0.00	83.17	0.00	8.85	0.00	-0.05	0.00	22.07
III. WATER SUPPLY AND SANITATION(4215)	0.00	21.05	0.00	31.77	0.00	25.30	0.00	92.26	0.00	290.12
WATER SUPPLY	0.00	21.05	0.00	31.77	0.00	42.76	0.00	98.74	0.00	284.21
URBAN WATER SUPPLY	0.00	21.05	0.00	31.77	0.00	42.76	0.00	98.74	0.00	284.21

TABLE II.2

Expenditure on Revenue account - Plan and Non-plan (Andhra Pradesh)

(in Rs. Lakh)

HEADS / YEAR	1985-86		1986-87		1987-88		1988- 89		1989-90	
	NON-PLAN	PLAN	NON-PLAN	PLAN	NON-PLAN	PLAN	NON-PLAN	PLAN	NON-PLAN	PLAN
I. MEDICAL AND PUBLIC HEALTH(2210)	11965.72	1969.83	12084.30	2004.35	15454.98	3541.18	17452.17	4812.44	19336.85	4548.56
A. MEDICAL	9390.45	0.00	9519.89	1554.03	12218.12	1956.64	13980.80	2713.56	15451.92	2700.00
URBAN MEDICAL SERVICES	6988.70	342.40	NA	NA	9228.35	974.01	10250.42	1064.35	11250.90	1250.00
RURAL MEDICAL SERVICES	1243.62	401.54	NA	NA	1518.17	933.07	2025.82	1216.14	2262.96	1266.99
B. PUBLIC HEALTH	2575.27	1197.91	2564.41	1350.32	3236.86	1584.54	3471.37	2098.88	3884.93	1848.56
II. FAMILY WELFARE(2211)	364.98	3648.54	64.99	3665.33	75.14	4526.00	83.37	5288.70	92.80	5932.91
III. WATER SUPPLY AND SANITATION(2215)	974.69	7309.93	876.92	9159.66	1052.37	11396.77	1271.40	9596.58	1423.13	8803.98
WATER SUPPLY	982.84	6908.98	931.58	8275.39	1082.57	10281.90	1259.24	8622.32	1352.72	8243.39
URBAN WATER SUPPLY	244.75	2554.80	120.16	3542.09	199.58	4176.26	158.84	3001.31	89.15	2977.06
RURAL WATER SUPPLY	461.72	3856.34	535.92	4652.58	565.34	5942.64	760.21	5486.77	860.69	5077.44
SEWERAGE & SANITATION	537.21	777.33	1634.37	884.27	614.76	1114.87	573.67	974.26	529.87	560.59

TABLE II.3

Capital plus Revenue Expenditure (Andhra Pradesh)

(in Rs. Lakh)

HEADS / YEAR	1985-86 TOTAL	1986-87 TOTAL	1987-88 TOTAL	1988-89 TOTAL	1989-90 TOTAL
I. MEDICAL AND PUBLIC HEALTH	14365.82	15410.35	19412.30	22613.75	24059.89
A. MEDICAL	9783.93	11470.49	14533.42	17012.14	18317.12
B. PUBLIC HEALTH	3809.97	3939.85	4878.87	5601.61	5742.77
II. FAMILY WELFARE	4570.73	3813.49	4609.99	5372.02	6047.78
III. WATER SUPPLY AND SANITATION	8305.67	10068.35	12474.44	10960.24	10517.23
WATER SUPPLY	7912.87	9238.74	11407.23	9980.30	9880.32
URBAN WATER SUPPLY	2820.60	3694.02	4418.60	3258.89	3350.42

REVENUE ACCOUNT (in Rs.Lakhs)

STATE:ANDHRA PRADESH

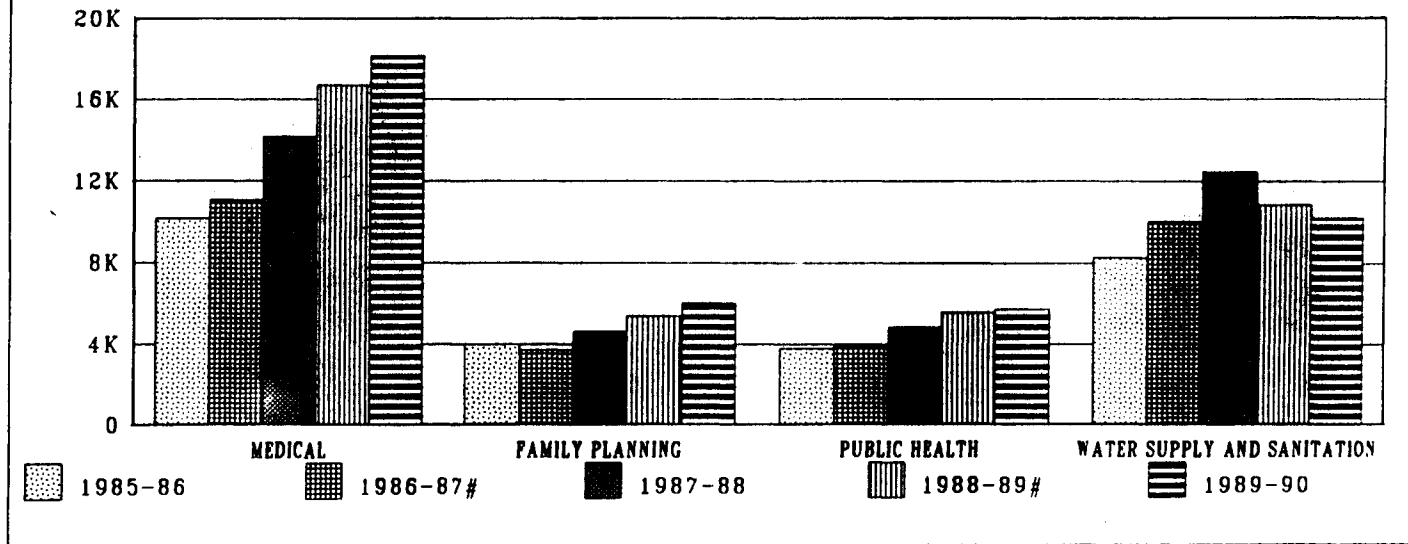


TABLE II.4

Details of Revenue Expenditure (Andhra Pradesh)

(in Rs. Lakh)

HEADS / YEAR	1985-86		1986-87#		1987-88		1988-89#		1989-90	
	NON-PLAN	PLAN	NON-PLAN	PLAN	NON-PLAN	PLAN	NON-PLAN	PLAN	NON-PLAN	PLAN
1. MEDICAL										
A. ALLOPATHY :										
DIRECTION & ADMINISTRATION	85.17	29.09	87.35	2.87	105.78	1.51	113.61	-0.35	128.05	0.10
MEDICAL RELIEF	7077.78	681.52	6991.20	1140.54	9279.54	1666.39	10670.49	1886.84	11397.14	2049.78
E.S.I	635.50	22.98	655.39	29.76	819.53	89.69	880.27	127.53	1113.06	152.97
MEDICAL STORES DEPOTS										
TRIBAL AREA SUB-PLAN	0.00	0.00	9.58	50.34				79.84		
OTHER EXPENDITURE	23.88	1.77	15.38	0.93	20.19	0.97	22.85	1.78	26.04	1.28
TOTAL A:	7822.33	735.36	7758.90	1224.44	10225.04	1758.56	11687.22	2095.64	12664.29	2204.13
B. MEDICAL EDUCATION TRAINING & RESEARCH	1158.10	27.97	1227.13	220.05	1471.59	49.54	1694.54	429.12	1937.90	294.56
C. OTHER SYSTEM OF MEDICINE(T)	410.02	8.59	533.85	109.53	521.49	148.54	599.04	188.80	849.73	201.31
MEDICAL TOTAL:(A+B+C)	9390.45	771.92	9519.89	1554.03	12218.12	1956.64	13980.80	2713.56	15451.92	2700.00
2. FAMILY PLANNING	364.98	3648.54	64.99	3665.33	75.14	4526.00	83.37	5288.70	92.80	5932.91
MATERNITY & CHILD HEALTH	232.69	6.39	38.22	15.98	50.45	48.37	55.42	380.69	55.53	479.87
3. PUBLIC HEALTH AND SANITATION										
DIRECTION & ADMINISTRATION	252.10	0.00	254.31	6.41	303.11	13.64	320.96	16.51	356.77	14.84
PREVENTION & CONTROL OF DISEASES	1980.19	1143.56	1968.43	1246.11	2485.58	1510.28	2777.50	2023.64	3113.81	1766.29
PREVENTION OF FOOD ADULTRATION	32.28	12.88	40.88	4.70	53.27	7.28	57.98	8.90	66.88	9.96
PREVENTION OF AIR & WATER POLLUTION	0.00	0.00	5.16	35.06	0.00	0.00				
DRUG CONTROL	41.96	5.13	45.78	10.99	63.55	10.08	64.78	11.28	79.03	18.02

TABLE II.4 (Contd.)

(in Rs. Lakh)

HEADS / YEAR	1985-86		1986-87#		1987-88		1988-89#		1989-90	
	NON-PLAN	PLAN	NON-PLAN	PLAN	NON-PLAN	PLAN	NON-PLAN	PLAN	NON-PLAN	PLAN
TRAINING	19.13	16.36	19.83	15.94	22.77	19.48	29.19	5.91	29.70	6.53
HEALTH STATISTICS & RESEARCH	4.64	0.00	4.63		8.19	0.00				
HEALTH EDUCATION & PUBLICITY	21.62	0.00	21.38		23.34	0.00	30.74		34.89	0.07
MANUFACTURE OF SERA & VACCINE	107.48	13.28	100.01	6.35	129.67	14.81	147.79	24.71	157.68	19.78
PUBLIC HEALTH LABS.	15.01	6.70	31.38	3.97	37.61	5.20	42.43	7.93	46.17	13.07
HEALTH TRANSPORT			72.61	1.29	0.00	0.00				
OTHER EXPENDITURE	100.86	0.00			109.77	3.77				
SEWERAGE SERVICES	0.00	400.00			0.00	653.75				
TRIBAL AREA SUB-PLAN	537.21	0.95		19.50						
SANITATION SERVICES			0.21	303.46	614.76	13.62				
TOTAL 3:	3112.48	1598.86	2564.62	1653.78	3851.62	2251.91	3471.37	2098.88	3884.93	1848.56
TOTAL(PUBLIC HEALTH):	2575.27	1197.91	2564.41	1350.32	3236.86	1584.54	3471.37	2098.88	3884.93	1848.56
4. WATER SUPPLY AND SANITATION	974.69	7309.93	876.92	9159.66	1052.37	11396.77	1271.40	9596.58	1423.13	8803.98
WATER SUPPLY	982.84	6908.98	931.58	8275.39	1082.57	10281.90	1259.24	8622.32	1352.72	8243.39
URBAN WATER SUPPLY PROGRAMMES	244.75	2554.80	120.16	3542.09	199.58	4176.26	158.84	3001.31	89.15	2977.06
RURAL WATER SUPPLY PROGRAMMES	461.72	3856.34	535.92	4652.58	565.34	5942.64	760.21	5486.77	860.69	5077.44
ASSISTANCE TO LOCAL BODIES	389.62	2675.70	472.81	3289.83	415.34	3896.06	819.62	3134.15	772.07	2511.44
SEWERAGE AND SANITATION	537.21	777.33	1634.37	884.27	614.76	1114.87	573.67	974.26	529.87	560.59
ASSISTANCE TO LOCAL BODIES	0.00	776.38	0.00	883.88	0.00	1101.25	0.00	1122.64	0.00	267.63

NOTE: # Data are from Finance Accounts.

TABLE II.5

Details of Medical relief (Andhra Pradesh)

(in Rs. Lakh)

ITEMS	1985-86		1986-87(RE)		1987-88		1988-89(RE)		1989-90(BE)	
	NON PLAN	PLAN	NON PLAN	PLAN	NON PLAN	PLAN	NON PLAN	PLAN	NON PLAN	PLAN
HOSPITALS	5689.17	279.98	6119	1140.72	7458.55	736.53	7750.55	736.15	8336.35	747.41
DISPENSARIES	100.39	0.00	189.10	0.00	249.07	0.00	257.54	0.00	282.75	0.00
PRIMARY HEALTH CENTRES	1264.08	401.54	1360.21	81.60	1540.68	929.86	1471.22	1243.46	1701.19	1346.20
COMMUNITY HEALTH CENTRES	0.00	0.00	0.00	0.00	0.00	0.00	0.00	0.00	0.00	0.00
SUB-CENTRES	0.00	0.00	0.00	0.00	0.00	0.00	0.00	0.00	0.00	0.00
E.S.I	635.50	22.98	694.85	96.00	819.53	89.69	894.14	80.00	1083.17	80.00
OTHERS	24.14	0.00	0.00	18.60	31.24	0.00	0.00	0.00	0.00	0.00
TOTAL	7713.28	704.50	8364.04	1336.98	10099.07	1756.08	10373.46	2059.61	11403.50	2173.61

TABLE II.6

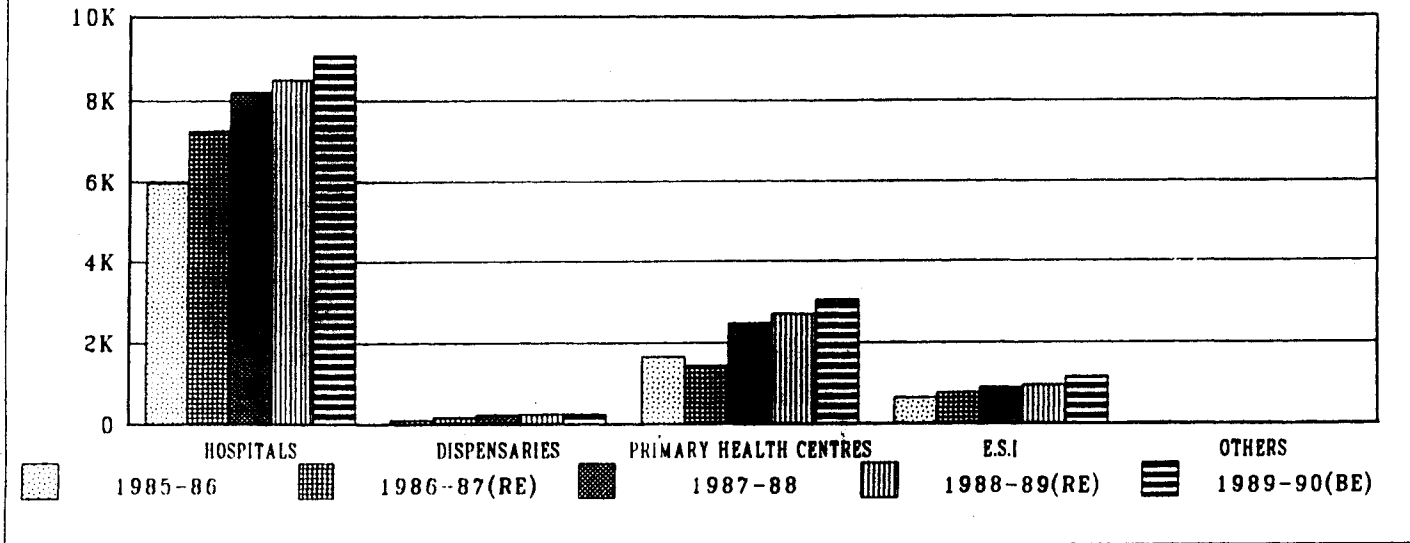
Details of Disease Control Programmes (Andhra Pradesh)

(in Rs. Lakh)

ITEMS	1985-86		1986-87		1987-88		1988-89(RE)		1989-90(BE)	
	NON-PLAN	PLAN	NON-PLAN	PLAN	NON-PLAN	PLAN	NON-PLAN	PLAN	NON-PLAN	PLAN
IMMUNISATION	NA	NA	NA	NA	NA	NA	0.00	0.00	NA	0.00
PLAGUE	7.52	NA	8.38	NA	9.31	0.00	9.75	0.00	10.79	0.00
CHOLERA	93.02	NA	102.29	NA	47.90	0.24	44.85	0.00	50.09	0.00
LEPROSY	546.35	292.80	555.81	212.00	759.20	415.75	793.10	429.36	879.87	468.77
MALARIA	927.87	463.55	993.23	746.00	1332.71	942.67	1357.68	1140.00	1501.87	1270.00
FILARIA	54.84	32.96	61.75	150.00	78.84	19.50	84.01	30.00	94.72	20.00
SMALL POX	249.35	8.70	274.31		98.02	0.44	42.53	0.00	47.16	0.00
TB CONT.	87.57	73.95	88.03	148.00	100.54	77.71	110.72	106.00	121.50	132.00
OTHERS	13.67	271.6	6.97	175.56	59.06	53.97	37.42	124.07	41.11	146.09
TOTAL:	1980.19	1143.56	2090.77	1431.56	2485.58	1510.28	2480.06	1829.43	2747.12	2036.86

MEDICAL RELIEF(In Rs. Lakhs)

STATE:ANDHRA PRADESH



PREVENTION AND CONTROL OF DISEASES

ANDHRA PRADESH:

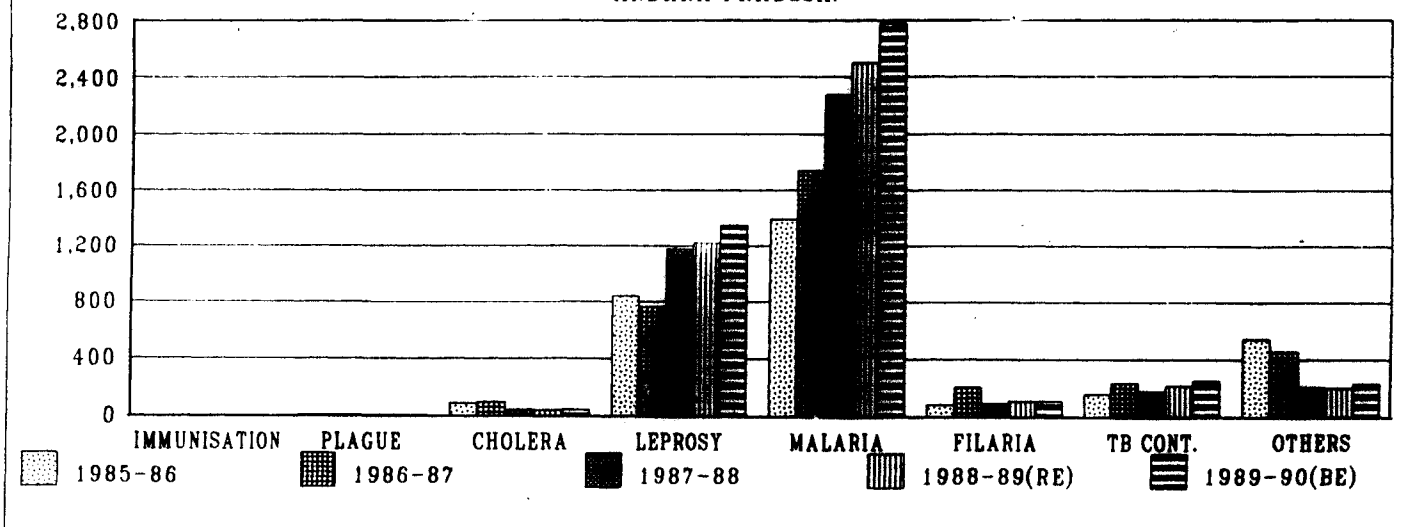


TABLE II.7

Expenditure on Capital account - Plan and Non-plan (Assam)

(in Rs. Lakh)

HEADS / YEAR	1985-86		1986-87		1987-88		1988-89		1989-90	
	NON-PLAN	PLAN	NON-PLAN	PLAN	NON-PLAN	PLAN	NON-PLAN	PLAN	NON-PLAN	PLAN
I. MEDICAL AND PUBLIC HEALTH(4210)	26.62	594.77	0.00	1324.27	0.00	1707.93	0.00	1264.89	0.00	138.50
A. MEDICAL	2.31	557.69	0.00	1313.95	0.00	1706.98	0.00	1042.94	0.00	138.50
B. PUBLIC HEALTH	0.00	0.00	0.00	9.49	0.00	0.00	0.00	3.43	0.00	0.00
II. FAMILY WELFARE(4211)	0.00	189.56	0.00	274.77	0.00	211.53	0.00	143.68	0.00	15.00
III. WATER SUPPLY AND SANITATION(4215)	0.00	0.00	0.00	16.30	0.00	0.00	0.00	0.34	0.00	NA
WATER SUPPLY	0.00	0.00	0.00	16.30	0.00	0.00	0.00	0.34	0.00	NA
URBAN WATER SUPPLY	0.00	0.00	0.00	0.00	0.00	0.00	0.00	0.00	0.00	NA
RURAL WATER SUPPLY	0.00	0.00	0.00	0.00	0.00	0.00	0.00	0.00	0.00	NA
SEWERAGE & SANITATION	0.00	0.00	0.00	0.00	0.00	0.00	0.00	0.00	0.00	NA

TABLE II.8

Expenditure on Revenue account - Plan and Non-plan (Assam)

(in Rs. Lakh)

HEADS / YEAR	1985-86		1986-87		1987-88		1988-89		1989-90	
	NON-PLAN	PLAN	NON-PLAN	PLAN	NON-PLAN	PLAN	NON-PLAN	PLAN	NON-PLAN	PLAN
I. MEDICAL AND PUBLIC HEALTH(2210)	3047.50	1357.79	4648.60	1319.12	6153.82	1013.97	4181.91	2190.19	5147.65	1957.00
A. MEDICAL	3280.56	498.30	3862.27	527.40	4743.74	554.79	3514.40	1172.24	4513.43	786.00
URBAN MEDICAL SERVICES	NA	NA	1757.77	150.82	3345.09	299.80	2119.12	319.92	2309.59	334.30
RURAL MEDICAL SERVICES	NA	NA	1723.24	276.53	1286.29	209.13	1395.27	257.41	1661.40	322.00
B. PUBLIC HEALTH	566.94	859.49	786.33	791.72	1410.08	459.18	667.51	1017.95	634.22	1171.00
II. FAMILY WELFARE(2211)	53.82	1155.97	62.98	1210.21	144.61	1173.96	76.15	2325.53	82.27	1922.25
III. WATER SUPPLY AND SANITATION(2215)	752.82	2790.93	479.33	508.92	1522.09	4718.79	2628.16	4331.39	2760.98	4188.10
WATER SUPPLY	687.06	2760.93	504.79	424.09	4551.65	4693.79	2549.52	4328.21	2621.32	4158.25
URBAN WATER SUPPLY	0.00	113.86	0.00	133.91	193.92	123.31	0.07	232.59	144.43	43.65
RURAL WATER SUPPLY	105.45	1632.66	0.00	42.31	205.27	1687.61	0.00	3058.34	517.77	2672.69
SEWERAGE & SANITATION	65.76	30.00	112.42	84.83	11.57	25.00	78.64	3.18	139.66	29.85

TABLE II.9

Capital plus Revenue Expenditure (Assam)

(in Rs. Lakh)

HEADS / YEAR	1985-86 TOTAL	1986-87 TOTAL	1987-88 TOTAL	1988-89 TOTAL	1989-90 TOTAL
I. MEDICAL AND PUBLIC HEALTH	5826.68	7291.99	8875.72	7636.99	7243.15
A. MEDICAL	4338.86	5703.62	7005.52	5729.58	5437.93
B. PUBLIC HEALTH	1426.43	1587.54	1869.26	1688.89	1805.22
II. FAMILY WELFARE	1399.35	1547.96	1530.10	2545.36	2019.52
III. WATER SUPPLY AND SANITATION	3543.75	1004.55	6240.88	6959.89	NA
WATER SUPPLY	3447.99	945.18	9245.44	6878.07	NA
URBAN WATER SUPPLY	113.86	133.91	317.23	232.66	NA
RURAL WATER SUPPLY	1738.11	42.31	1892.88	3058.34	NA
SEWERAGE & SANITATION	95.76	197.25	36.57	81.82	NA

REVENUE ACCOUNT (in Rs.Lakhs)

STATE: ASSAM

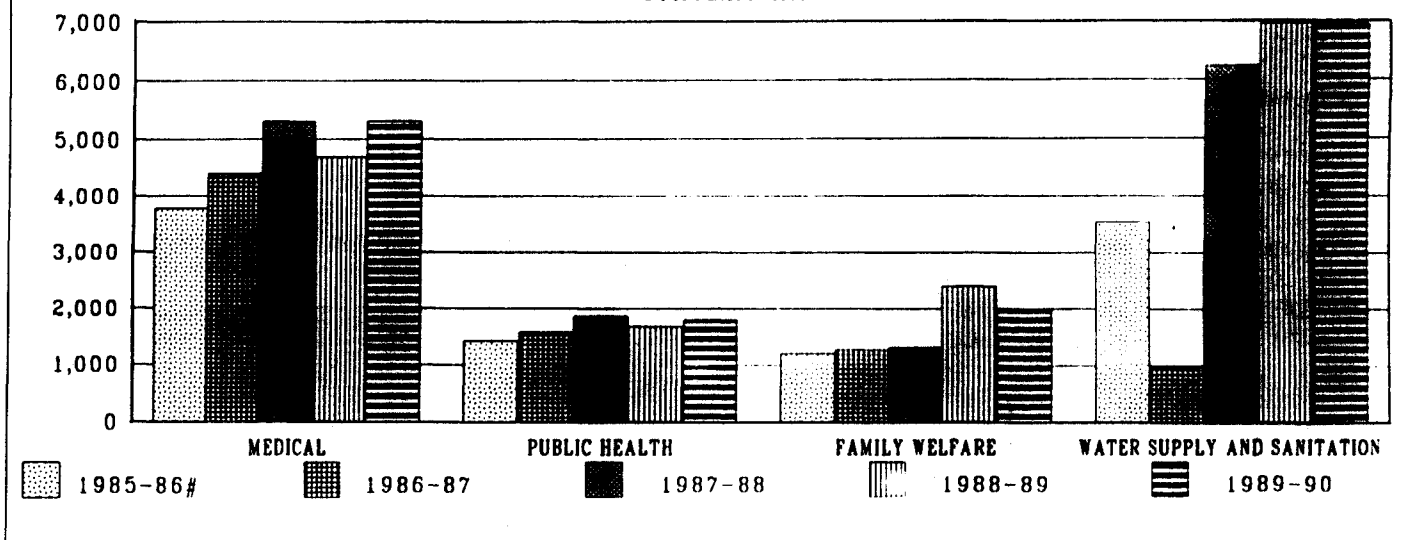


TABLE II.10

Details of Revenue Expenditure (Assam)

(in Rs. Lakh)

HEADS / YEAR	1985-86#		1986-87		1987-88		1988-89		1989-90	
	NON-PLAN	PLAN	NON-PLAN	PLAN	NON-PLAN	PLAN*	NON-PLAN	PLAN	NON-PLAN	PLAN
1. MEDICAL										
A. ALLOPATHY :										
DIRECTION & ADMINISTRATION	62.66	14.61	129.92	31.19	64.28	11.51	103.67	26.00	97.28	34.00
MEDICAL RELIEF	2567.63	358.64	3251.42	300.02	3660.00	460.35	3218.66	503.74	3705.71	490.75
E.S.I					147.07					
MEDICAL STORES DEPOTS	7.34		7.84		719.69	0.13	16.29	7.50	19.42	7.50
TRIBAL AREA SUB-PLAN		60.00				32.00		10.00		52.00
OTHER EXPENDITURE	268.27	13.66	61.12	60.40	36.36	22.23	131.16	63.00	105.57	30.25
TOTAL A:	2905.90	446.91	3450.30	471.71	4627.40	526.22	3469.78	610.24	3927.98	614.50
B. MEDICAL EDUCATION TRAINING & RESEARCH	330.67	38.63	381.23	44.81	112.43	22.26		524.90	545.36	129.70
C. OTHER SYSTEM OF MEDICINE(T)	43.99	12.76	30.74	10.88	3.91	2.30	44.62	37.10	40.09	41.80
MEDICAL TOTAL:(A+B+C)	3280.56	498.30	3862.27	527.40	4743.74	554.79	3514.40	1172.24	4513.43	786.00
2. FAMILY PLANNING	53.82	1155.97	62.98	1210.21	144.61	1173.96	76.15	2325.53	82.27	1922.25
MATERNITY & CHILD HEALTH	53.82	3.08	62.98	53.78	98.39	18.25	76.15	198.83	82.27	52.31
3. PUBLIC HEALTH AND SANITATION										
DIRECTION & ADMINISTRATION	98.39		77.21	51.67		0.15	41.70		40.10	
PREVENTION & CONTROL OF DISEASES	381.87	832.73	614.94	637.05	1335.57	448.19	521.51	888.27	484.19	994.00
PREVENTION OF FOOD ADULTRATION	28.19	2.25	32.33	3.00	12.05	0.98	40.21	5.00	39.68	11.00
PREVENTION OF AIR & WATER POLLUTION	19.00	11.51	15.00	19.00					10.00	
DRUG CONTROL	6.99	3.85	10.81	3.00	17.72	1.54	17.14	18.61	14.71	5.50
TRAINING	0.25		0.30			3.03	0.28			
HEALTH STATISTICS & RESEARCH	9.83	2.70	10.85	3.00	0.01	1.04	12.96	3.00	13.53	5.50

TABLE II.10 (Contd.)

(in Rs. Lakh)

HEADS / YEAR	1985-86#		1986-87		1987-88		1988-89		1989-90	
	NON-PLAN	PLAN	NON-PLAN	PLAN	NON-PLAN	PLAN*	NON-PLAN	PLAN	NON-PLAN	PLAN
HEALTH EDUCATION & PUBLICITY	16.45	3.97	17.80	5.00	32.20	4.25	23.83	12.01	23.21	13.00
MANUFACTURE OF SERA & VACCINE										
PUBLIC HEALTH LABS.	4.97		7.09		6.29		9.88		8.80	
HEALTH TRANSPORT										
OTHER EXPENDITURE					6.24					
SEWERAGE SERVICES										
TRIBAL AREA SUB-PLAN		2.48		70.00				89.06		142.00
SANITATION SERVICES	55.64		121.41	74.83			85.97		72.53	
TOTAL 3:	622.58	859.49	907.74	866.55	1410.08	459.18	753.48	1017.95	706.75	1171.00
TOTAL(PUBLIC HEALTH):	566.94	859.49	736.33	791.72	1410.08	459.18	667.51	1017.95	634.22	1171.00
4. WATER SUPPLY AND SANITATION	752.82	2790.93	479.33	508.92	1522.09	4718.79	2628.16	4331.39	2760.98	4188.10
WATER SUPPLY	687.06	2760.93	504.79	424.09	4551.65	4693.79	2549.52	4328.21	2621.32	4158.25
URBAN WATER SUPPLY PROGRAMMES	0.00	113.86	0.00	133.91	193.92	123.31	0.07	232.59	144.43	43.65
RURAL WATER SUPPLY PROGRAMMES	105.45	1632.66	0.00	42.31	205.27	1687.61	0.00	3058.34	517.77	2672.69
ASSISTANCE TO LOCAL BODIES	0.00	0.00	0.00	0.00	0.00	0.00	0.00	0.00	0.00	0.00
SEWERAGE AND SANITATION	65.76	30.00	112.42	84.83	11.57	25.00	78.64	3.18	139.66	29.85
ASSISTANCE TO LOCAL BODIES	0.00	0.00	0.00	0.00	0.00	0.00	0.00	0.00	0.00	0.00

NOTE: # Data are from Finance Accounts.

* Unallocated 4.01 Lakhs.

TABLE II.11

Details of Medical relief (Assam)

(in Rs. Lakh)

ITEMS	1985-86(RE)		1986-87		1987-88		1988-89		1989-90(RE)	
	NON-PLAN*	PLAN*	NON-PLAN	PLAN	NON-PLAN	PLAN#	NON-PLAN\$	PLAN\$	NON-PLAN	PLAN
HOSPITALS	1118.65	95.28	1528.17	103.57	2359.91	278.06	1867.43	243.63	2089.24	254.25
DISPENSARIES	469.12	17.00	789.47	15.93	0.00	0.00	519.10	4.00	556.92	7.00
PRIMARY HEALTH CENTRES	481.35	10.00	933.78	245.62	1277.70	170.95	832.13	181.11	1058.49	229.50
COMMUNITY HEALTH CENTRES	0.00	0.00	0.00	0.00	0.97	0.00	0.00	0.00	0.00	0.00
SUB-CENTRES	0.00	0.00	0.00	0.00	7.63	0.00	18.45	50.00	0.00	0.00
E.S.I	0.00	2.10	0.00	0.00						
OTHERS	1.16	18.20	0.00	15.00	0.00	32.00	0.00	0.00	1.06	0.00
TOTAL	2083.28	342.61	3251.42	380.12	3646.21	492.35	3218.66	420.74	3705.71	490.75

* Unallocated 13.00 & 200.03 Lakhs. | \$ Unallocated -18.45 & -58.00 Lakhs.

Unallocated 11.34 Lakhs.

TABLE II.12

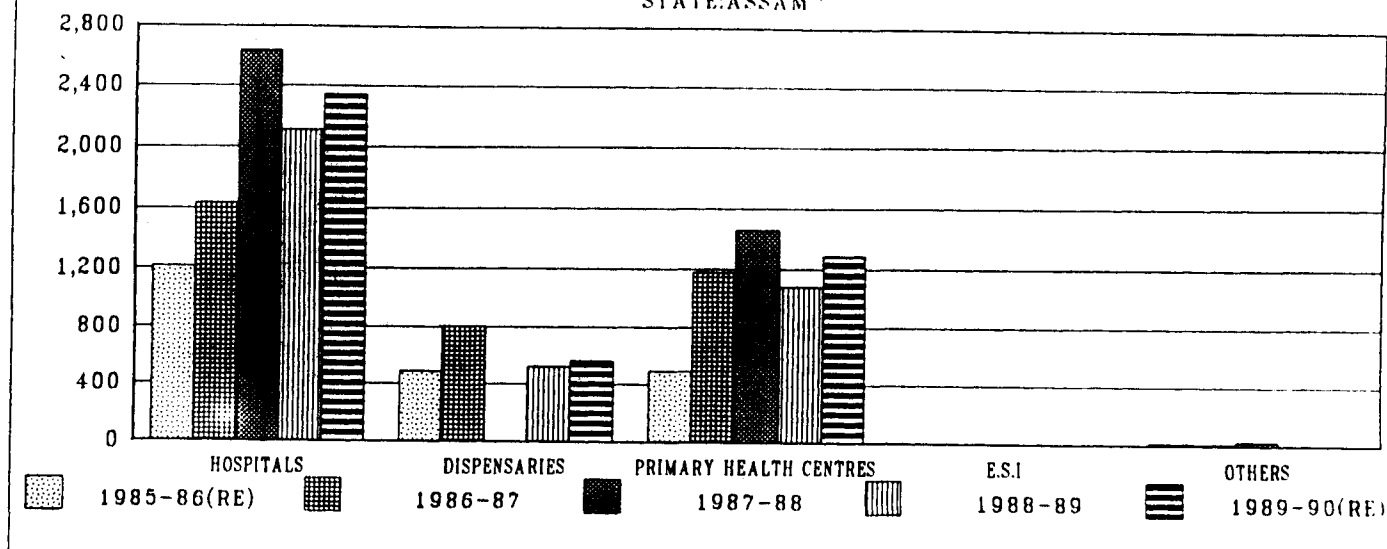
Details of Disease Control Programmes (Assam)

(in Rs. Lakh)

ITEMS	1985-86(RE)		1986-87		1987-88		1988-89		1989-90(RE)	
	NON-PLAN	PLAN	NON-PLAN	PLAN	NON-PLAN	PLAN	NON-PLAN	PLAN	NON-PLAN	PLAN
IMMUNISATION	NA	NA	NA	NA	NA	NA	NA	NA	NA	NA
PLAGUE	NA	NA	NA	NA	NA	NA	NA	NA	NA	NA
CHOLERA	117.83	NA	NA	NA	84.55	12.66	192.15	44.52	NA	NA
LEPROSY	73.89	NA	57.57	28.30	468.18	4.34	78.75	36.40	104.78	31.50
MALARIA	45.95	744.46	300.20	336.07	692.62	367.90	64.93	798.75	55.19	959.00
FILARIA	6.85	2.00	8.54	1.00	10.85	0.42	10.79	4.00	9.72	3.50
SMALL POX	110.15	NA	120.00	NA	79.37	1.30	157.00	NA	NA	NA
TB CONT.	12.76	10.50	14.13	18.28	NA	61.57	18.10	1.60	16.93	NA
OTHERS	NA	NA	114.50	253.40	NA	NA	NA	NA	297.57	NA
TOTAL:	367.43	766.96	614.94	637.05	1335.57	448.19	521.72	885.27	484.19	994.00

MEDICAL RELIEF(In Rs. Lakhs)

STATE: ASSAM



PREVENTION AND CONTROL OF DISEASES

ASSAM:

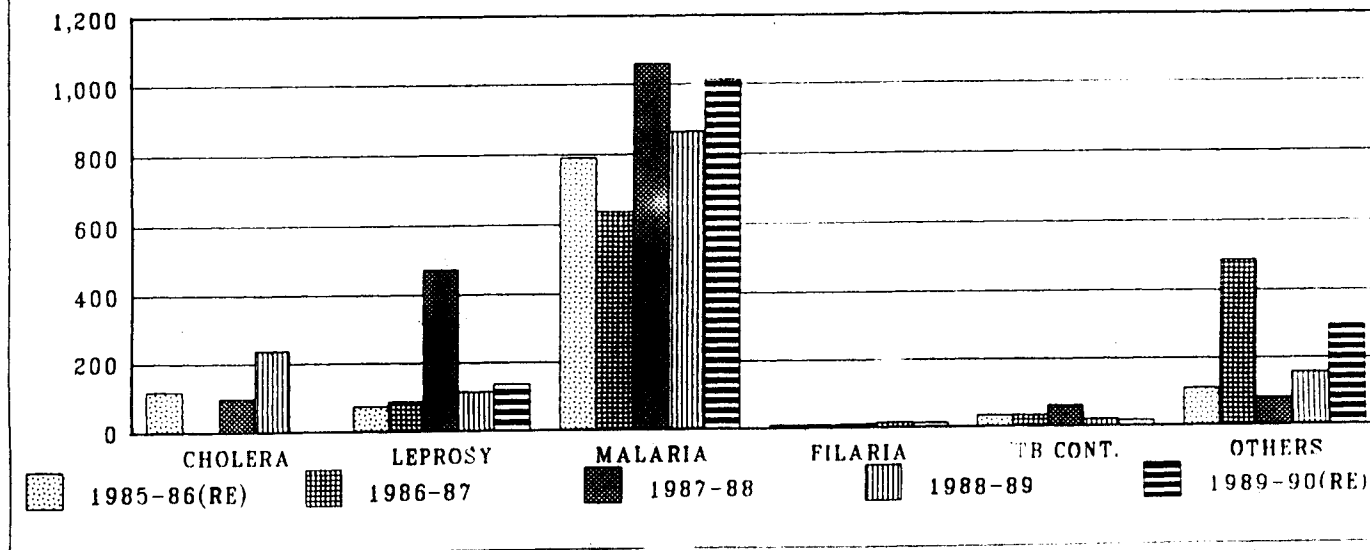


TABLE II.13

Expenditure on Capital account - Plan and Non-plan (Bihar)

(in RS. Lakh)

HEADS / YEAR	1985-86		1986-87		1987-88		1988-89		1989-90	
	NON-PLAN	PLAN	NON-PLAN	PLAN	NON-PLAN	PLAN	NON-PLAN	PLAN	NON-PLAN	PLAN
I. MEDICAL AND PUBLIC HEALTH(4210)	0.00	1236.37	0.00	1310.91	0.00	1342.50	0.00	1350.11	0.00	321.20
A. MEDICAL	0.00	0.00	0.00	0.00	0.00	1342.50	0.00	1350.11	0.00	321.20
B. PUBLIC HEALTH	0.00	0.00	0.00	0.00	0.00	0.00	0.00	0.00	0.00	0.00
II. FAMILY WELFARE(4211)	0.00	557.82	0.00	402.00	0.00	476.56	0.00	476.56	0.00	476.56
III.WATER SUPPLY AND SANITATION(4215)	0.00	3763.67	0.00	4605.18	0.00	3252.00	0.00	2875.00	0.00	2650.00
WATER SUPPLY	0.00	3763.67	0.00	4605.18	0.00	3252.00	0.00	2875.00	0.00	2650.00
URBAN WATER SUPPLY	0.00	156.05	0.00	122.27	0.00	70.00	0.00	70.00	0.00	0.00
RURAL WATER SUPPLY	0.00	3607.62	0.00	4482.91	0.00	2026.00	0.00	1901.00	0.00	1635.00
SEWERAGE & SANITATION	0.00	0.00	0.00	0.00	0.00	NA	0.00	NA	0.00	NA

TABLE II.14

Expenditure on Revenue account - Plan and Non-plan (Bihar)

(in Rs. Lakh)

HEADS / YEAR	1985-86		1986-87		1987-88		1988-89		1989-90	
	NON-PLAN	PLAN	NON-PLAN	PLAN	NON-PLAN	PLAN	NON-PLAN	PLAN	NON-PLAN	PLAN
I. MEDICAL AND PUBLIC HEALTH(2210)	8099.10	1334.08	8650.40	3068.89	8464.76	3680.32	14117.93	755.33	15384.71	3001.55
A. MEDICAL	7017.30	870.28	7632.57	2055.14	7289.18	2616.37	12194.56	468.09	13262.28	1809.40
URBAN MEDICAL SERVICES	4185.31	421.50			3552.33	588.73	4295.12	905.39	6143.68	1148.67
RURAL MEDICAL SERVICES	1828.82	340.80			3150.65	807.56	3912.84	902.56	5737.45	715.42
B. PUBLIC HEALTH	1081.80	463.80	1017.83	1013.75	1175.58	1063.95	1923.37	287.24	2122.43	1192.15
II. FAMILY WELFARE(2211)	20.97	2883.49	15.10	3139.06	25.59	4177.30	96.85	4373.01	41.08	4195.58
III. WATER SUPPLY AND SANITATION(2215)	3262.05	518.16	4479.50	613.04	3299.23	356.18	3608.38	189.14	4656.77	148.28
WATER SUPPLY	3245.40	246.61	4464.58	219.35	3122.25	143.62	3496.44	71.11	4527.97	61.92

TABLE II.14 (Contd.)

(in Rs. Lakh)

HEADS / YEAR	1985-86		1986-87		1987-88		1988-89		1989-90	
	NON-PLAN	PLAN	NON-PLAN	PLAN	NON-PLAN	PLAN	NON-PLAN	PLAN	NON-PLAN	PLAN
URBAN WATER SUPPLY	1086.09	71.46	2092.92	219.35	929.42	0.00	1034.64	71.11	707.92	0.00
RURAL WATER SUPPLY	2091.80	0.00	2084.79	0.00	2192.83	0.00	2461.81	0.00	1927.19	0.00
SEWERAGE & SANITATION	16.65	271.55	14.92	393.69	176.99	212.55	111.93	118.03	128.80	86.39

TABLE II.15

Capital plus Revenue Expenditure (Bihar)

(in Rs. Lakh)

HEADS / YEAR	1985-86 TOTAL	1986-87 TOTAL	1987-88 TOTAL	1988-89 TOTAL	1989-90 TOTAL
I. MEDICAL AND PUBLIC HEALTH(4210)	10669.55	13030.20	13487.58	16223.37	18707.46
A. MEDICAL	7887.58	9687.71	11248.05	14012.76	15392.88
B. PUBLIC HEALTH	1545.60	2031.58	2239.53	2210.61	3314.58
II. FAMILY WELFARE(4211)	3462.28	3556.16	4679.45	4946.42	4713.22
III. WATER SUPPLY AND SANITATION(4215)	7543.88	9697.72	6907.41	6672.52	7455.05
WATER SUPPLY	7255.68	9289.11	6517.87	6442.55	7239.89
URBAN WATER SUPPLY	1313.60	2434.54	999.42	1175.75	707.92
RURAL WATER SUPPLY	5699.42	6567.70	4218.83	4362.81	3562.19
SEWERAGE & SANITATION	288.20	408.61	NA	NA	NA

REVENUE ACCOUNT (in Rs.Lakhs)

STATE:BIHAR

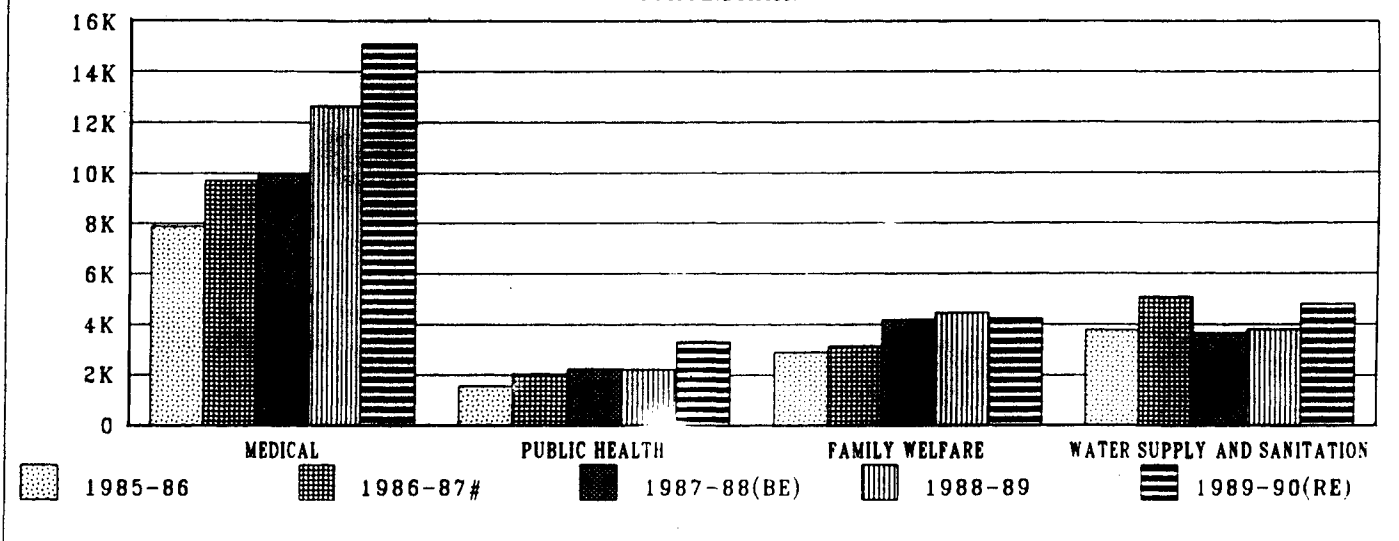


TABLE II.16

Details of Revenue Expenditure (Bihar)

(in Rs. Lakh)

HEADS / YEAR	1985-86		1986-87#		1987-88(BE)		1988-89		1989-90(RE)	
	NON-PLAN@	PLAN	NON-PLAN	PLAN	NON-PLAN	PLAN	NON-PLAN*	PLAN\$	NON-PLAN	PLAN
1. MEDICAL										
A. ALLOPATHY :										
DIRECTION & ADMINISTRATION	339.69	176.85	334.49	34.49	340.26	55.14	662.28	20.48	666.61	28.58
MEDICAL RELIEF	4190.44	433.50	6151.11	454.75	4954.42	1208.63	7540.79	276.03	8951.45	1004.01
E.S.I	211.76	5.18	203.16	5.19	212.04	64.00	282.38		392.68	76.71
MEDICAL STORES DEPOTS										
TRIBAL AREA SUB-PLAN		88.43		282.84				135.45		379.95
OTHER EXPENDITURE	1476.14	89.16	14.94	162.52	845.06	83.86	2449.72	11.52	1592.76	83.85
TOTAL A:	6218.03	793.12	6703.70	939.79	6351.78	1411.63	10942.66	449.57	11603.50	1573.10
B. MEDICAL EDUCATION TRAINING & RESEARCH	720.20	41.35	773.42	1045.15	789.95	1140.88	1051.87	6.09	1441.20	117.66
C. OTHER SYSTEM OF MEDICINE(T)	79.01	35.81	155.45	70.20	147.45	63.86	200.03	12.43	217.58	118.64
MEDICAL TOTAL:(A+B+C)	7017.30	870.28	7632.57	2055.14	7289.18	2616.37	12194.56	468.09	13262.28	1809.40
2. FAMILY PLANNING	20.97	2883.49	15.10	3139.06	25.59	4177.30	96.85	4373.01	41.08	4195.58
MATERNITY & CHILD HEALTH	20.97	7.29	15.10	16.00	25.59	8.54	96.85	0.00	41.08	15.73
3. PUBLIC HEALTH AND SANITATION										
DIRECTION & ADMINISTRATION	42.34	3.24	49.70	0.99	54.61	1.95	367.77	0.00	93.06	2.40
PREVENTION & CONTROL OF DISEASES	901.29	445.72	836.58	1002.51	953.73	817.00	1341.13	287.24	1737.65	1147.33
PREVENTION OF FOOD ADULTRATION	1.72	4.20		5.25	5.57	17.00	2.37		9.09	23.48
PREVENTION OF AIR & WATER POLLUTION										
DRUG CONTROL	23.11	10.64	25.51	5.00	28.85	12.00	32.72		53.82	18.94

TABLE II.16 (Contd.)

(in Rs. Lakh)

HEADS / YEAR	1985-86		1986-87#		1987-88(BE)		1988-89		1989-90(RE)	
	NON-PLAN@	PLAN	NON-PLAN	PLAN	NON-PLAN	PLAN	NON-PLAN*	PLAN\$	NON-PLAN	PLAN
TRAINING	53.64		50.16		64.20		122.39		117.40	
HEALTH STATISTICS & RESEARCH					6.22					
HEALTH EDUCATION & PUBLICITY	4.37		2.87				6.34		10.61	
MANUFACTURE OF SERA & VACCINE	31.08		28.10		32.76		50.62		51.15	
PUBLIC HEALTH LABS.	24.06		24.90		29.51				49.43	
HEALTH TRANSPORT										
OTHER EXPENDITURE	0.19				0.13		0.03		0.22	
SEWERAGE SERVICES										
TRIBAL AREA SUB-PLAN						216.00				
SANITATION SERVICES	40.01		4.18		214.26	349.00	111.93	118.03	226.09	100.00
TOTAL 3:	1121.81	463.80	1022.01	1013.75	1389.84	1412.95	2035.30	405.27	2348.52	1292.15
TOTAL(PUBLIC HEALTH):	1081.80	463.80	1017.83	1013.75	1175.58	1063.95	1923.37	287.24	2122.43	1192.15
4. WATER SUPPLY AND SANITATION	3262.05	518.16	4479.50	613.04	3299.23	356.18	3608.38	189.14	4656.77	148.28
WATER SUPPLY	3245.40	246.61	4464.58	219.35	3122.25	143.62	3496.44	71.11	4527.97	61.92
URBAN WATER SUPPLY PROGRAMMES	1086.09	71.46	2092.92	219.35	929.42	0.00	1034.64	71.11	707.92	0.00
RURAL WATER SUPPLY PROGRAMMES	2091.80	0.00	2084.79	0.00	2192.83	0.00	2461.81	0.00	1927.19	0.00
ASSISTANCE TO LOCAL BODIES	0.00	121.59	0.00	219.35	0.00	83.45	0.00	71.11	0.00	61.92
SEWERAGE AND SANITATION	16.65	271.55	14.92	393.69	176.99	212.55	111.93	118.03	128.80	86.39
ASSISTANCE TO LOCAL BODIES	1.75	197.53	14.71	376.27	2.10	179.73	4.50	118.03	2.10	86.39

NOTE: # Data are from Finance Accounts. | \$ Inconsistency in budget (6.09 Lakhs)

* Inconsistency in budget (7.49 Lakhs) | @ Unallocated 0.06 Lakhs.

TABLE VI.17

Details of Medical relief (Bihar)

(in Rs. Lakh)

	1985-86		1986-87(RE)		1987-88(BE)		1988-89		1989-90(RE)	
	NON-PLAN	PLAN*	NON-PLAN#	PLAN	NON-PLAN	PLAN	NON-PLAN	PLAN	NON-PLAN@	PLAN
HOSPITALS	2002.70	68.91	1684.52	124.83	1797.32	338.88	3487.97	10.65	3266.93	341.91
DISPENSARIES	0.00	20.40	0.00	110.00	0.00	55.00	0.00	20.06	0.00	55.00
PRIMARY HEALTH CENTRES	1716.63	342.82	2448.05	281.45	2667.48	814.75	2804.81	245.32	4904.07	607.10
COMMUNITY HEALTH CENTRES	0.00	0.00	0.00	0.00	0.00	0.00	0.00	0.00	0.00	0.00
SUB-CENTRES	388.54	0.00	413.20	0.00	449.69	0.00	1196.91	0.00	714.54	0.00
E.S.I	211.76	5.18	200.25	64.00	212.04	64.00	282.38	0.00	392.68	76.71
OTHERS	22.57	3.50	37.15	1.00	39.93	0.00	51.08	0.00	64.89	0.00
TOTAL	4402.20	438.68	4783.17	513.47	5166.46	1272.63	7823.17	276.03	9344.13	1080.72

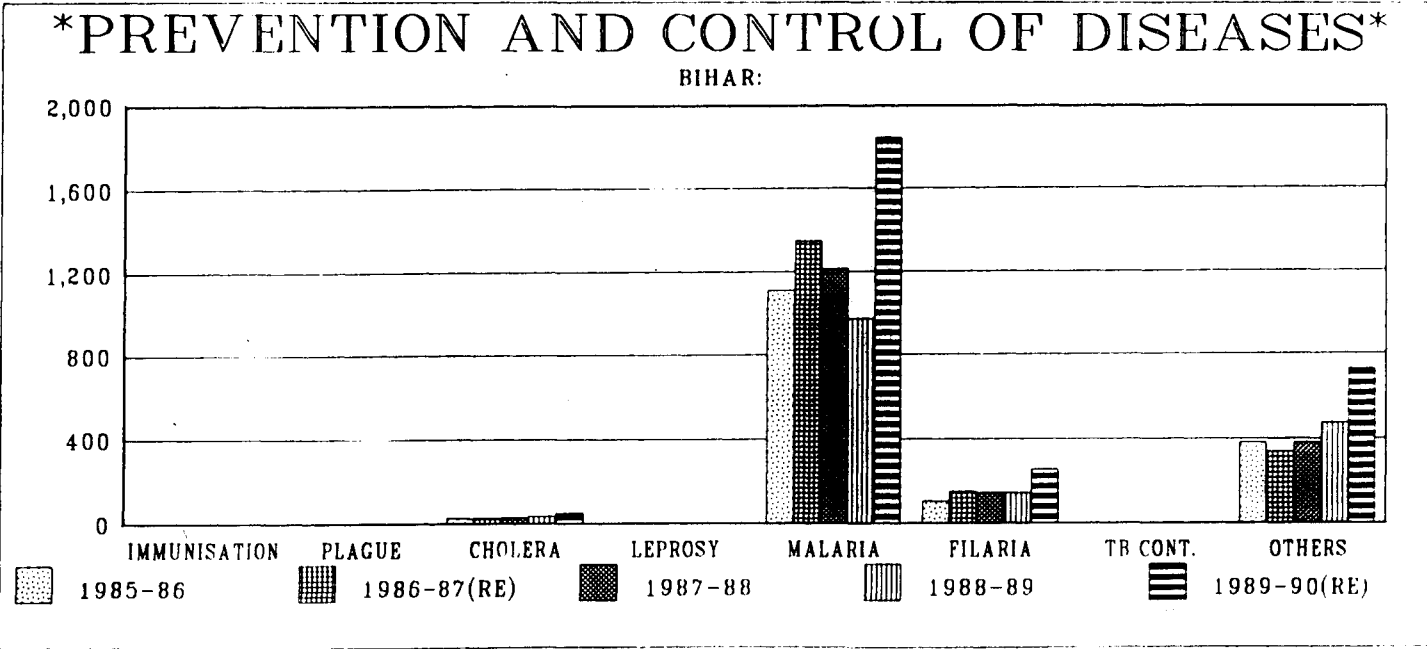
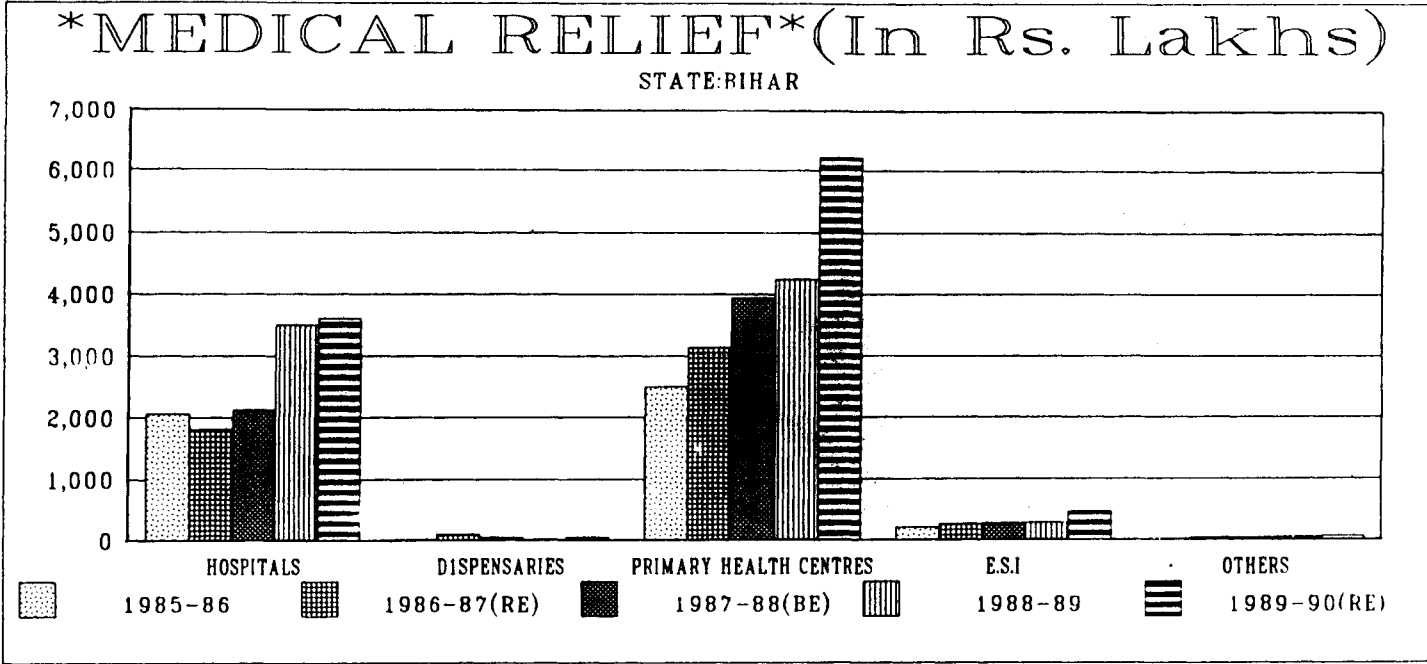
NOTE: * Unallocated -2.13 Lakhs. | @ Unallocated 1.02 Lakhs.
Unallocated -67.81 Lakhs.

TABLE II.18

Details of Disease Control Programmes (Bihar)

(in Rs. Lakh)

ITEMS	1985-86		1986-87(RE)		1987-88		1988-89		1989-90(RE)	
	NON-PLAN	PLAN	NON-PLAN	PLAN	NON-PLAN	PLAN	NON-PLA	PLAN	NON-PLAN	PLAN
IMMUNISATION	3.25	NA	1.53	NA	1.60	NA	1.10	NA	NA	NA
PLAGUE	NA	NA	NA	NA	NA	NA	NA	NA	NA	NA
CHOLERA	28.02	NA	27.76	NA	30.20	NA	36.18	NA	50.63	NA
LEPROSY	NA	NA	NA	NA	NA	NA	NA	NA	NA	NA
MALARIA	390.06	722.47	389.00	960.00	424.30	788.00	694.72	279.44	730.06	1116.02
FILARIA	98.88	5.67	106.46	44.00	115.20	29.00	136.86	7.79	225.08	31.31
SMALL POX	188.05	NA	150.02	NA	164.01	NA	133.50	NA	311.67	NA
TB CONT.	NA	NA	NA	NA	NA	NA	NA	NA	NA	NA
OTHERS	193.03	NA	190.01	NA	218.42	NA	338.77	NA	416.97	NA
TOTAL:	901.29	728.14	864.78	1004.00	953.73	817.00	1341.13	287.24	1737.41	1147.33



TABLES II.19

Expenditure on Capital account - Plan and Non-plan (Gujarat)

(in Rs. Lakh)

HEADS / YEAR	1985-86		1986-87		1987-88		1988-89		1989-90	
	NON-PLAN	PLAN	NON-PLAN	PLAN	NON-PLAN	PLAN	NON-PLAN	PLAN	NON-PLAN	PLAN
I. MEDICAL AND PUBLIC HEALTH(4210)	8.82	448.40	0.77	388.61	0.21	151.75	7.96	96.73	0.00	61.80
A. MEDICAL	0.23	521.19	0.00	257.22	0.00	151.74	0.00	96.54	0.00	61.78
B. PUBLIC HEALTH	9.05	117.21	0.77	111.66	0.21	0.01	7.96	0.19	0.00	0.02
II. FAMILY WELFARE(4211)	37.24	0.07	16.34	0.00	18.11	0.89	4.69	0.33	4.55	1.09
III. WATER SUPPLY AND SANITATION(4215)	848.50	1492.70	1998.60	1543.19	2252.63	2539.13	1545.04	2169.65	1236.40	2395.00
WATER SUPPLY	848.50	1492.70	1998.60	1543.19	2252.63	2539.13	1545.04	2169.65	1236.40	2395.00
URBAN WATER SUPPLY	0.00	25.00	0.00	25.00	0.00	15.00	0.00	10.00	0.00	10.00
RURAL WATER SUPPLY	846.00	1399.20	1747.60	1472.15	2249.60	2437.53	1543.54	2098.15	1235.40	2099.00
SEWERAGE & SANITATION	0.00	0.00	0.00	0.00	0.00	0.00	0.00	0.00	NA	NA

TABLES II.20

Expenditure on Revenue account - Plan and Non-plan (Gujarat)

(in Rs. Lakh)

HEADS / YEAR	1985-86		1986-87		1987-88		1988-89		1989-90	
	NON-PLAN	PLAN	NON-PLAN	PLAN	NON-PLAN	PLAN	NON-PLAN	PLAN	NON-PLAN	PLAN
I. MEDICAL AND PUBLIC HEALTH(2210)	10160.83	1184.81	10642.81	815.73	12131.95	1450.30	14686.96	1539.65	15139.80	2325.40
A. MEDICAL	7790.31	351.53	8654.36	239.47	9797.53	856.13	11803.96	1041.25	12031.88	1617.83
URBAN MEDICAL SERVICES	NA	NA	5661.56	214.94	6384.58	183.85	7715.79	203.39	8052.64	2058.99
RURAL MEDICAL SERVICES	NA	NA	1499.87	6.37	1996.70	669.40	2397.63	755.85	2240.95	1233.55
B. PUBLIC HEALTH	2370.52	833.28	1988.45	576.26	2334.42	594.17	2883.00	498.40	3107.92	707.57
II. FAMILY WELFARE(2211)	3461.26	NA	3222.42	0.00	3522.31	0.00	3572.44	0.00	5209.53	70.00
III. WATER SUPPLY AND SANITATION(2215)	659.92	1789.55	754.20	5677.69	878.37	7267.71	933.58	2704.46	2025.64	3338.40
WATER SUPPLY	630.78	1526.55	677.59	5466.69	786.07	6621.51	903.45	2425.13	1958.00	2679.95
URBAN WATER SUPPLY	0.00	184.00	0.00	192.69	0.00	526.35	0.00	616.43	182.73	140.00
RURAL WATER SUPPLY	0.00	1414.19	0.00	5002.82	0.00	5874.18	484.00	1837.93	0.00	2240.00
SEWERAGE & SANITATION	29.14	263.00	76.61	211.00	92.30	646.20	30.13	279.33	69.04	660.00

TABLE II.21

Capital plus Revenue Expenditure (Gujarat)

(in Rs. Lakh)

HEADS / YEAR	1985-86 TOTAL	1986-87 TOTAL	1987-88 TOTAL	1988-89 TOTAL	1989-90 TOTAL
I. MEDICAL AND PUBLIC HEALTH	11802.86	11847.92	13734.21	16331.30	17527.00
A. MEDICAL	8663.26	9151.05	10805.40	12941.75	13711.49
B. PUBLIC HEALTH	3330.06	2677.14	2928.81	3389.55	3815.51
II. FAMILY WELFARE	NA	3238.76	3541.31	3577.46	5285.17
III. WATER SUPPLY AND SANITATION	4790.67	9973.68	12937.84	7352.73	8995.44
WATER SUPPLY	4498.53	9686.07	12199.34	7043.27	8269.35
URBAN WATER SUPPLY	209.00	217.69	541.35	626.43	332.73
RURAL WATER SUPPLY	3659.39	9468.38	10561.31	5963.62	5484.40
SEWERAGE & SANITATION	292.14	287.61	738.50	309.46	NA

REVENUE ACCOUNT (in Rs.Lakhs)

STATE:GUJARAT

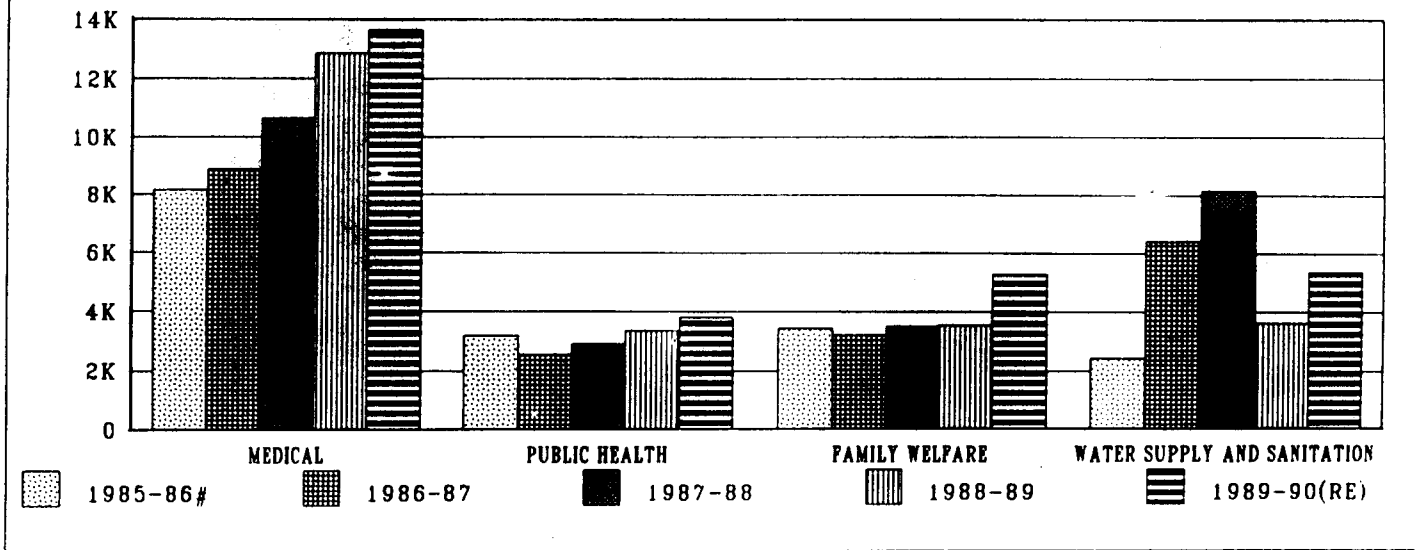


TABLE II.22

Details of Revenue Expenditure (Gujarat)

(in Rs. Lakh)

HEADS / YEAR	1985-86#		1986-87		1987-88		1988-89		1989-90(RE)	
	NON-PLAN	PLAN	NON-PLAN	PLAN	NON-PLAN	PLAN	NON-PLAN	PLAN	NON-PLAN	PLAN
1. MEDICAL										
A. ALLOPATHY :										
DIRECTION & ADMINISTRATION	34.36	0.30	35.41	0.00	64.67	44.09	65.24	31.06	76.03	45.00
MEDICAL RELIEF	4662.47	202.34	5421.25	214.94	6044.00	790.54	7443.81	892.26	7402.37	1408.86
E.S.I	1542.70	0.70	1644.93	0.00	1790.12	3.90	2020.36	6.00	2254.31	4.63
MEDICAL STORES DEPOTS			30.06	0.00	37.49	0.00	43.10	0.00	45.00	0.00
TRIBAL AREA SUB-PLAN	138.35	68.18	0.00	0.00	0.00	0.00	0.00	0.00	0.00	0.00
OTHER EXPENDITURE	8.19	0.00	4.03	0.00	6.01	0.43	4.30	0.00	4.53	0.00
TOTAL A:	6386.07	271.52	7135.68	214.94	7942.29	838.96	9576.81	929.32	9782.24	1458.49
B. MEDICAL EDUCATION TRAINING & RESEARCH	805.94	51.55	1123.59	18.16	1416.43	2.88	1690.54	82.01	1738.29	125.34
C. OTHER SYSTEM OF MEDICINE(T)	598.29	28.46	395.09	6.37	438.81	14.29	536.61	29.92	511.35	34.00
MEDICAL TOTAL:(A+B+C)	7790.31	351.53	8654.36	239.47	9797.53	856.13	11803.96	1041.25	12031.88	1617.83
2. FAMILY PLANNING	3461.26		3222.42	0.00	3522.31	0.00	3572.44	0.00	5209.53	70.00
MATERNITY & CHILD HEALTH	4.43		15.91	0.00	47.60	0.00	80.10	0.00	111.80	70.00
3. PUBLIC HEALTH AND SANITATION										
DIRECTION & ADMINISTRATION	143.64	3.74	152.57	7.82	169.23	6.63	231.45	7.00	212.56	10.00
PREVENTION & CONTROL OF DISEASES	1501.84	584.11	1351.96	547.80	1585.75	539.76	1964.84	423.89	2126.30	610.50
PREVENTION OF FOOD ADULTRATION			0.00	0.00	0.00	0.00	0.00	0.00	0.00	0.00
PREVENTION OF AIR & WATER POLLUTION	72.00	8.50	18.00	4.42	26.12	0.00	0.00	0.00	0.00	0.00
DRUG CONTROL	216.21	19.65	235.87	16.22	271.55	36.92	318.49	33.77	344.40	44.41

TABLE II.22 (Contd.)

(in Rs. Lakh)

HEADS / YEAR	1985-86#		1986-87		1987-88		1988-89		1989-90(RE)	
	NON-PLAN	PLAN	NON-PLAN	PLAN	NON-PLAN	PLAN	NON-PLAN	PLAN	NON-PLAN	PLAN
TRAINING	138.31	5.27	128.09	0.00	127.29	10.86	199.77	18.38	227.08	32.26
HEALTH STATISTICS & RESEARCH	17.36		15.00	0.00	21.21	0.00	20.21	0.47	28.88	1.00
HEALTH EDUCATION & PUBLICITY	22.52	0.09	18.43	0.00	56.32	0.00	46.34	1.20	48.00	1.70
MANUFACTURE OF SERA & VACCINE	51.94		63.07	0.00	72.05	0.00	66.33	0.00	82.00	0.30
PUBLIC HEALTH LABS.	4.71		5.46	0.00	4.90	0.00	4.77	0.00	6.70	0.00
HEALTH TRANSPORT	16.54	2.50	0.00	0.00	0.00	0.00	0.00	0.00	0.00	0.00
OTHER EXPENDITURE		37.50	0.00	0.00	0.00	0.00	30.80	13.69	32.00	7.40
SEWERAGE SERVICES										
TRIBAL AREA SUB-PLAN	185.44	171.92								
SANITATION SERVICES			0.00	146.00	0.00	541.50	0.00	205.00	30.00	625.00
TOTAL 3:	2370.52	833.28	1988.45	742.26	2334.42	1135.67	2883.00	703.40	3137.92	1332.57
TOTAL(PUBLIC HEALTH):	2370.52	833.28	1988.45	576.26	2334.42	594.17	2883.00	498.40	3107.92	707.57
4. WATER SUPPLY AND SANITATION	659.92	1789.55	754.20	5677.69	878.37	7267.71	933.58	2704.46	2025.64	3338.40
WATER SUPPLY	630.78	1526.55	677.59	5466.69	786.07	6621.51	903.45	2425.13	1958.00	2679.95
URBAN WATER SUPPLY PROGRAMMES	0.00	184.00	0.00	192.69	0.00	526.35	0.00	616.43	182.73	140.00
RURAL WATER SUPPLY PROGRAMMES	0.00	1414.19	0.00	5002.82	0.00	5874.18	484.00	1837.93	0.00	2240.00
ASSISTANCE TO LOCAL BODIES	31.00	129.00	0.00	150.00	0.00	162.40	0.00	579.33	326.27	445.19
SEWERAGE AND SANITATION	29.14	263.00	76.61	211.00	92.30	646.20	30.13	279.33	69.04	660.00
ASSISTANCE TO LOCAL BODIES	0.00	225.50	0.00	371.69	0.00	541.50	0.00	205.00	0.00	650.00

NOTE: # Data are from Finance Accounts.

TABLE II.23

*Details of Medical relief (Gujarat)

(in Rs. Lakh)

HEADS / YEAR	1985-86(RE)		1986-87		1987-88		1988-89		1989-90(RE)	
	NON-PLAN	PLAN*	NON-PLAN\$	PLAN	NON-PLAN	PLAN	NON-PLAN	PLAN	NON-PLAN@	PLAN#
HOSPITALS	2949.30	184.62	5453.52	214.04	4001.02	117.32	4945.72	139.07	5092.00	149.96
DISPENSARIES	0.00	0.00	0.00	0.00	0.00	0.00	0.00	0.00	0.00	0.00
PRIMARY HEALTH CENTRES	750.00	56.02	938.45	0.00	1084.81	359.24	1416.32	435.87	1280.00	620.00
COMMUNITY HEALTH CENTRES	37.00	0.00	178.57	0.00	409.13	296.79	294.23	297.43	247.00	595.00
SUB-CENTRES	129.60	0.00	357.10	0.00	456.33	0.00	659.49	0.00	678.95	0.00
E.S.I	1583.71	5.00	1644.93	0.00	1790.12	3.90	2020.36	6.00	2254.31	4.63
OTHERS	473.72	31.94	138.54	0.90	92.71	17.19	128.05	19.89	148.32	0.00
TOTAL	5868.43	281.54	7066.18	214.94	7834.12	794.44	9464.17	898.26	9656.68	1413.49

NOTE: * Unallocated 6.20 Lakhs| @ Unallocated -43.90 & 43.90 Lakhs.| \$ Unallocated 1644.93 Lakhs| # Unallocated 2254.31 & 4.63 Lakhs.

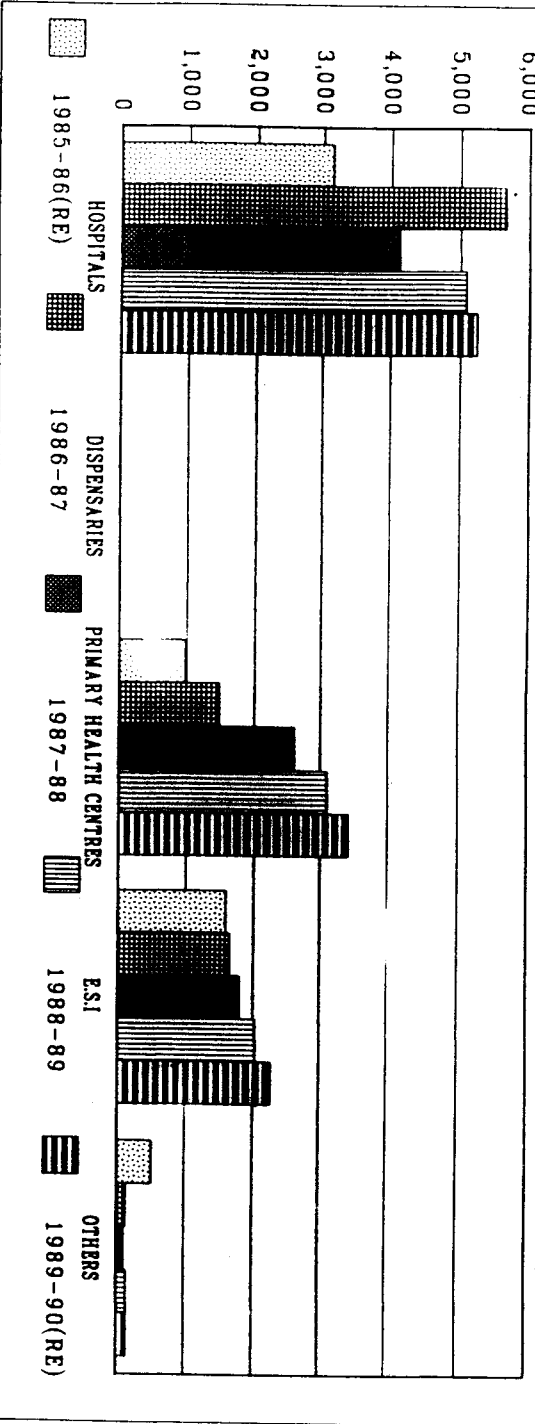
TABLE II.24

Details of Disease Control Programmes (Gujarat)

(in Rs. Lakh)

ITEMS	1985-86(RE)		1986-87		1987-88		1988-89		1989-90(RE)	
	NON-PLAN	PLAN	NON-PLAN	PLAN	NON-PLAN	PLAN	NON-PLA	PLAN	NON-PLAN	PLAN
IMMUNISATION	8.00	NA	7.80	NA	20.75	NA	13.71	NA	13.30	NA
PLAGUE	NA	NA	NA	NA	NA	NA	NA	NA	NA	NA
CHOLERA	NA	NA	NA	NA	NA	NA	NA	NA	NA	NA
LEPROSY	257.00	2.00	265.88	NA	283.58	0.83	398.44	11.73	390.00	6.00
MALARIA	800.32	160.00	369.77	53.67	505.69	530.21	680.67	405.06	625.00	530.00
FILARIA	48.00	9.00	46.76	9.00	50.67	2.87	52.71	6.71	57.00	10.00
SMALL POX	275.00	NA	277.89	NA	301.66	NA	324.38	NA	420.00	NA
TB CONT.	285.00	10.00	371.34	NA	403.25	NA	456.21	0.23	576.00	62.00
OTHERS	11.75	4.1	12.52	5.13	20.15	5.85	38.72	0.16	45.00	2.50

***MEDICAL RELIEF* (In Rs. Lakhs)**
STATE: GUJARAT



PREVENTION AND CONTROL OF DISEASES
GUJARAT:

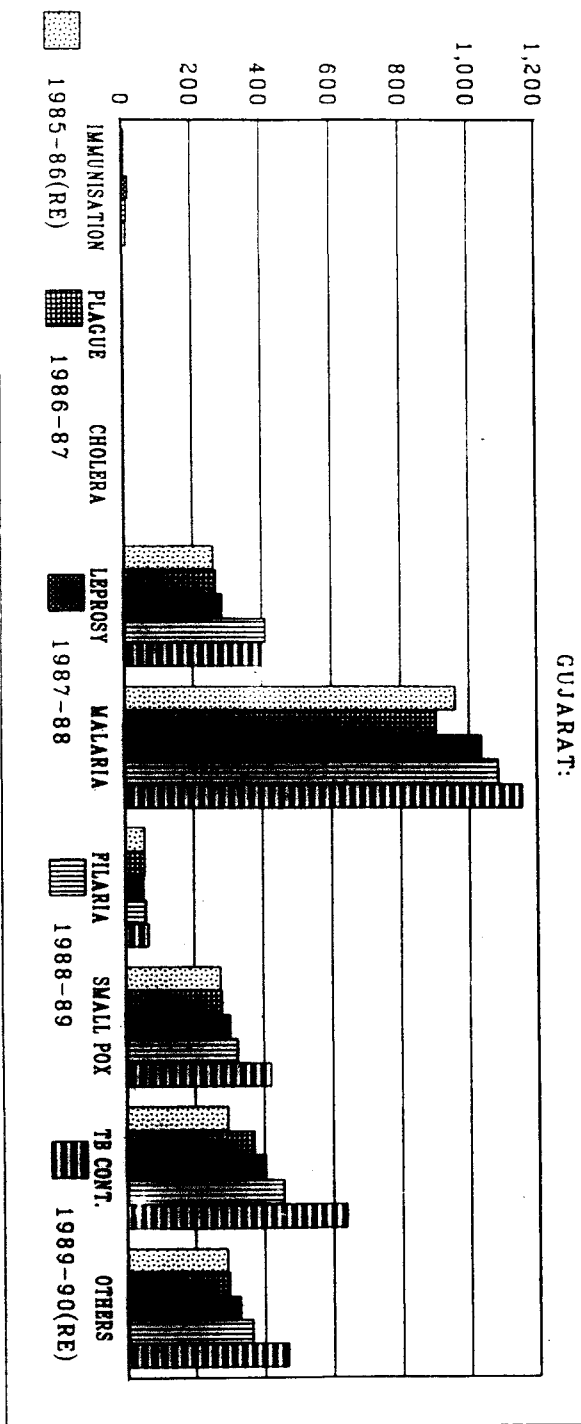


TABLE II.25

Expenditure on Capital account - Plan and Non-plan (Haryana)

(in Rs. Lakh)

HEADS / YEAR	1985-86		1986-87		1987-88		1988-89		1989-90	
	NON-PLAN	PLAN	NON-PLAN	PLAN	NON-PLAN	PLAN	NON-PLAN	PLAN	NON-PLAN	PLAN
I. MEDICAL AND PUBLIC HEALTH(4210)	0.00	386.69	0.00	409.69	0.00	342.42	0.00	425.98	0.00	306.84
A. MEDICAL	0.00	386.69	0.00	409.68	0.00	342.53	0.00	425.98	0.00	306.84
B. PUBLIC HEALTH	0.00	0.00	0.00	0.00	0.00	0.00	0.00	0.00	0.00	0.00
II. FAMILY WELFARE(4211)	0.00	54.05	0.00	13.85	0.00	18.42	0.00	55.60	0.00	62.10
III. WATER SUPPLY AND SANITATION(4215)	NA	NA	NA	NA	NA	NA	NA	NA	NA	NA
WATER SUPPLY	NA	NA	NA	NA	NA	NA	NA	NA	NA	NA
URBAN WATER SUPPLY	NA	NA	NA	NA	NA	NA	NA	NA	NA	NA
RURAL WATER SUPPLY	NA	NA	NA	NA	NA	NA	NA	NA	NA	NA
SEWERAGE & SANITATION	NA	NA	NA	NA	NA	NA	NA	NA	NA	NA

TABLE II.26

Expenditure on Revenue account - Plan and Non-plan (Haryana)

(in Rs. Lakh)

HEADS / YEAR	1985-86		1986-87		1987-88		1988-89		1989-90	
	NON-PLAN	PLAN	NON-PLAN	PLAN	NON-PLAN	PLAN	NON-PLAN	PLAN	NON-PLAN	PLAN
I. MEDICAL AND PUBLIC HEALTH(2210)	2857.54	1281.06	3157.27	1084.62	3854.04	1291.63	4353.10	1970.50	4669.83	1791.58
A. MEDICAL	2346.84	380.59	2608.80	413.96	3184.84	635.62	3587.22	713.27	3849.89	1073.62
URBAN MEDICAL SERVICES	998.07	222.58	1107.53	237.84	1425.72	304.28	1537.02		195.93	407.95
RURAL MEDICAL SERVICES	717.35	97.51	2546.50	132.79	862.86	241.68	1030.05	23.15	1106.62	472.23
B. PUBLIC HEALTH	510.70	900.47	548.47	670.66	669.20	656.01	765.88	1257.23	819.94	717.96
II. FAMILY WELFARE(2211)	0.00	1226.28		989.03		1125.57		1317.47		1555.74
III. WATER SUPPLY AND SANITATION(2215)	644.47	3604.33	662.40	3078.54	923.84	3604.00	1217.35	2874.29	817.06	3185.84
WATER SUPPLY	644.47	3547.33	905.79	3036.54	927.83	3518.30	1555.11	2784.28	1954.68	3095.84
URBAN WATER SUPPLY	0.00	127.50	0.00	139.69	0.00	183.20	0.00	204.20	0.00	200.00
RURAL WATER SUPPLY	0.00	3419.93	0.00	2890.41	0.00	3305.60	0.00	2565.08	0.00	2869.34
SEWERAGE & SANITATION	0.00	56.90	0.00	42.00	0.00	85.70	0.00	90.01	0.00	90.00

TABLE II.27

Capital plus Revenue Expenditure (Haryana)

(in Rs. Lakh)

HEADS / YEAR	1985-86 TOTAL	1986-87 TOTAL	1987-88 TOTAL	1988-89 TOTAL	1989-90 TOTAL
I. MEDICAL AND PUBLIC HEALTH(4210)	4525.29	4651.58	5488.09	6749.58	6768.25
A. MEDICAL	3114.12	3432.44	4162.99	4726.47	5230.35
URBAN MEDICAL SERVICES	NA	NA	NA	NA	NA
RURAL MEDICAL SERVICES	NA	NA	NA	NA	NA
B. PUBLIC HEALTH	1411.17	1219.13	1325.21	2023.11	1537.90
II. FAMILY WELFARE(4211)	1280.33	1002.88	1143.99	1373.07	1617.84
III. WATER SUPPLY AND SANITATION(4215)	4248.80	3740.94	4527.84	4091.64	4002.90
WATER SUPPLY	4191.80	3942.33	4446.13	4339.39	5050.52
URBAN WATER SUPPLY	127.50	139.69	183.20	204.20	200.00
RURAL WATER SUPPLY	3419.93	2890.41	3305.60	2565.08	2869.34
SEWERAGE & SANITATION	56.90	42.00	85.70	90.01	90.00

REVENUE ACCOUNT (in Rs.Lakhs)

STATE:HARYANA

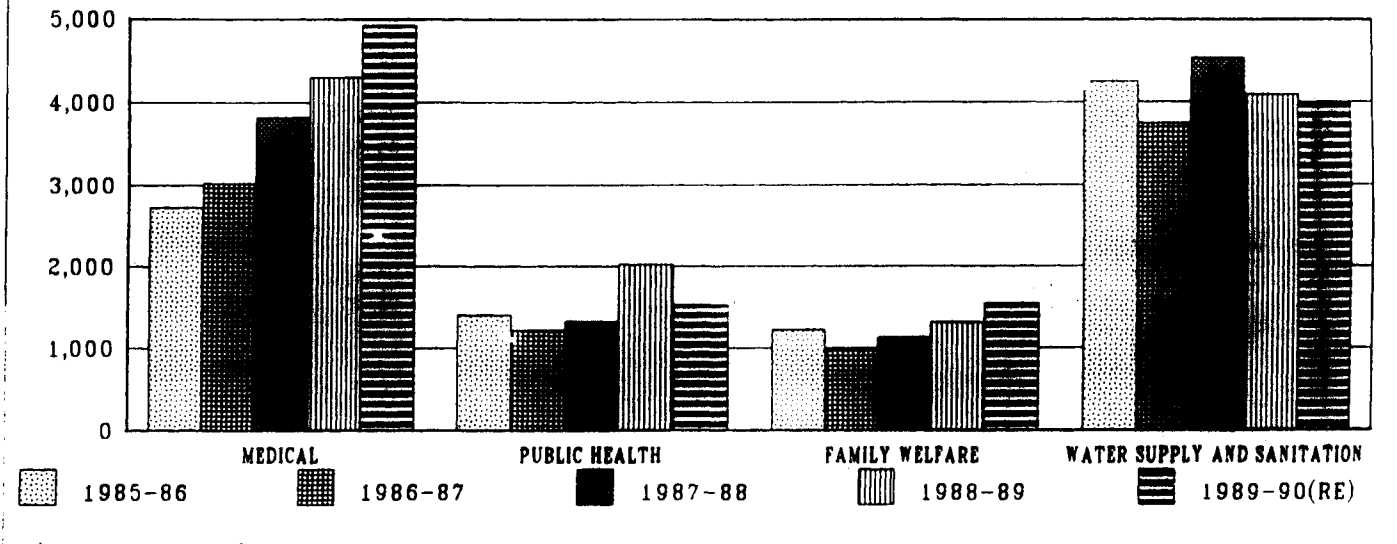


TABLE II.28

Details of Revenue Expenditure (Haryana)

(in Rs. Lakh)

HEADS / YEAR	1985-86		1986-87		1987-88		1988-89		1989-90(RE)	
	NON-PLAN	PLAN	NON-PLAN	PLAN	NON-PLAN	PLAN	NON-PLAN*	PLAN	NON-PLAN	PLAN
1. MEDICAL										
A. ALLOPATHY :										
DIRECTION & ADMINISTRATION	90.76	3.56	88.22	6.35	126.00	8.64	121.14	12.16	120.66	15.35
MEDICAL RELIEF	1073.80	210.13	1156.33	223.21	1447.41	347.84	1651.28	421.90	1714.45	611.42
E.S.I	291.32	54.91	322.43	64.14	380.62	75.10	409.03	88.03	490.84	109.12
MEDICAL STORES DEPOTS										
TRIBAL AREA SUB-PLAN										60.00
OTHER EXPENDITURE	25.58	42.14	16.03	66.92	38.61	90.87	24.91	86.37	34.16	47.78
TOTAL A:	1481.46	310.74	1583.01	360.62	1992.64	522.45	2210.22	608.46	2360.11	843.67
B. MEDICAL EDUCATION TRAINING & RESEARCH	632.45	60.50	762.87	43.33	900.13	92.66	1020.15	72.15	1103.31	193.64
C. OTHER SYSTEM OF MEDICINE(T)	232.93	9.35	262.92	10.01	292.07	20.51	356.85	32.66	386.47	36.31
MEDICAL TOTAL:(A+B+C)	2346.84	380.59	2608.80	413.96	3184.84	635.62	3587.22	713.27	3849.89	1073.62
2. FAMILY PLANNING	0.00	1226.28		989.03		1125.57		1317.47		1555.74
MATERNITY & CHILD HEALTH	0.00	39.45		58.01		94.53		34.81		122.07
3. PUBLIC HEALTH AND SANITATION										
DIRECTION & ADMINISTRATION	36.18		33.53		43.70		50.78		55.37	
PREVENTION & CONTROL OF DISEASES	354.52	891.60	397.04	661.33	475.73	651.85	546.62	1250.89	587.98	706.22
PREVENTION OF FOOD ADULTRATION	13.28		14.77		16.67		18.51		18.94	

TABLE II.28 (Contd.)

(in Rs. Lakh)

HEADS / YEAR	1985-86		1986-87		1987-88		1988-89		1989-90(RE)	
	NON-PLAN	PLAN	NON-PLAN	PLAN	NON-PLAN	PLAN	NON-PLAN*	PLAN	NON-PLAN	PLAN
PREVENTION OF AIR & WATER POLLUTION										
DRUG CONTROL	20.35	0.59	20.91	0.63	25.47	1.00	28.99	2.48	30.63	6.03
TRAINING	26.93		24.66		33.36		34.07		39.15	
HEALTH STATISTICS & RESEARCH	12.01		16.14		17.26		19.23		21.02	
HEALTH EDUCATION & PUBLICITY	6.72	1.97	6.71	8.70	11.04	3.16	10.37	3.86	10.44	5.71
MANUFACTURE OF SERA & VACCINE										
PUBLIC HEALTH LABS.	23.66		24.17		31.08		37.14		39.08	
HEALTH TRANSPORT										
OTHER EXPENDITURE	17.05	6.31	10.54		14.89		20.17		17.31	
SEWERAGE SERVICES										
TRIBAL AREA SUB-PLAN										
SANITATION SERVICES				42.00		85.70				
TOTAL 3:	510.70	900.47	548.47	712.66	669.20	741.71	765.88	1257.23	819.94	717.96
TOTAL(PUBLIC HEALTH):	510.70	900.47	548.47	670.66	669.20	656.01	765.88	1257.23	819.94	717.96
4. WATER SUPPLY AND SANITATION	644.47	3604.33	662.40	3078.54	923.84	3604.00	1217.35	2874.29	817.06	3185.84
WATER SUPPLY	644.47	3547.33	905.79	3036.54	927.83	3518.30	1555.11	2784.28	1954.68	3095.84
URBAN WATER SUPPLY PROGRAMMES	0.00	127.50	0.00	139.69	0.00	183.20	0.00	204.20	0.00	200.00
RURAL WATER SUPPLY PROGRAMMES	0.00	3419.93	0.00	2890.41	0.00	3305.60	0.00	2565.08	0.00	2869.34
ASSISTANCE TO LOCAL BODIES	0.00	0.00	0.00	0.00	0.00	0.00	0.00	0.00	0.00	0.00
SEWERAGE AND SANITATION	0.00	56.90	0.00	42.00	0.00	85.70	0.00	90.01	0.00	90.00
ASSISTANCE TO LOCAL BODIES	0.00	0.00	0.00	42.00	0.00	85.70	0.00	90.01	0.00	0.00

NOTE: * Unallocated 3.86 Lakhs.

TABLE II.29

Details of Medical relief (Haryana)

(in Rs. Lakh)

ITEMS	1985-86		1986-87		1987-88		1988-89		1989-90(RE)	
	NON-PLAN	PLAN	NON-PLAN	PLAN	NON-PLAN	PLAN	NON-PLAN*	PLAN*	NON-PLAN	PLAN
HOSPITALS	572.63	110.85	665.08	49.39	844.98	148.58	952.64	141.55	964.47	183.96
DISPENSARIES	0.00	5.27	0.00	8.11	0.00	11.70	0.00	17.27	0.00	26.72
PRIMARY HEALTH CENTRES	492.04	58.06	485.81	101.43	376.65	121.76	697.84	150.95	750.05	255.49
COMMUNITY HEALTH CENTRES	0.00	8.90	0.00	0.00	0.00	61.49	0.16	98.39	0.00	144.25
SUB-CENTRES	0.00	0.00	0.00	0.00	0.00	0.00	0.00	0.00	0.00	0.00
E.S.I	291.32	54.91	322.43	64.14	380.62	75.10	410.04	88.03	490.84	109.12
OTHERS	9.11	4.00	5.43	62.28	10.26	4.31	0.00	0.00	0.00	1.00
TOTAL	1365.12	241.99	1478.76	287.35	1828.03	422.94	2061.32	509.93	2205.29	720.54

NOTE: * UNALLOCATED 0.64 & 13.74 Lakhs.

TABLE II.30

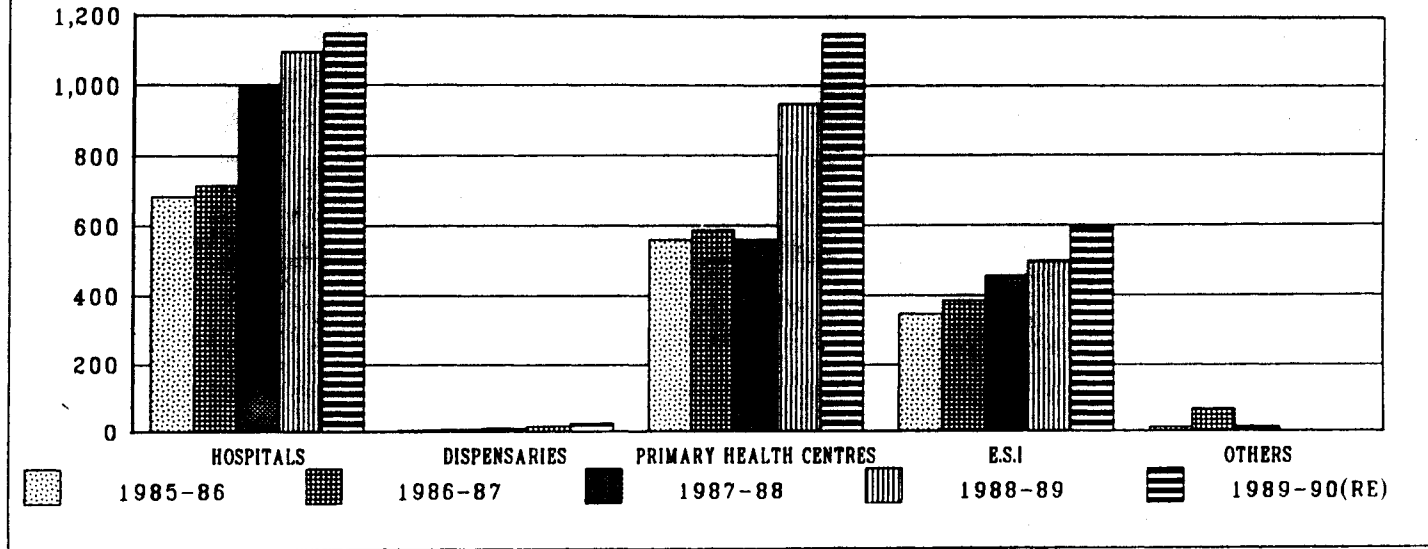
Details of Disease Control Programmes (Haryana)

(in Rs. Lakh)

ITEMS	1985-86		1986-87		1987-88		1988-89(RE)		1989-90(BE)	
	NON-PLAN	PLAN	NON-PLAN	PLAN	NON-PLAN	PLAN	NON-PLA	PLAN	NON-PLAN	PLAN
IMMUNISATION	5.12	0.00	2.49	NA	4.09	NA	6.78	NA	5.12	NA
PLAGUE	NA	NA	NA	NA	NA	NA	NA	NA	NA	NA
CHOLERA	NA	NA	NA	NA	NA	NA	NA	NA	NA	NA
LEPROSY	0.97	0.01	1.29	1.46	0.64	2.01	3.08	2.52	1.19	NA
MALARIA	288.00	878.49	326.25	651.87	384.43	636.64	437.74	1232.23	467.04	678.38
FILARIA	NA	NA	NA	NA	NA	NA	NA	NA	NA	NA
SMALL POX	42.59	0.00	49.21	0.00	62.33	0.00	70.53	0.00	86.84	NA
TB CONT.	10.20	0.00	10.06	NA	13.51	NA	14.32	NA	14.74	NA
OTHERS	7.64	13.10	7.74	8.00	10.72	13.2	13.51	16.14	13.05	27.84
TOTAL:	354.52	891.60	397.04	661.33	475.72	651.85	545.96	1250.89	587.98	706.22

MEDICAL RELIEF(In Rs. Lakhs)

STATE:HARYANA



PREVENTION AND CONTROL OF DISEASES

HARYANA:

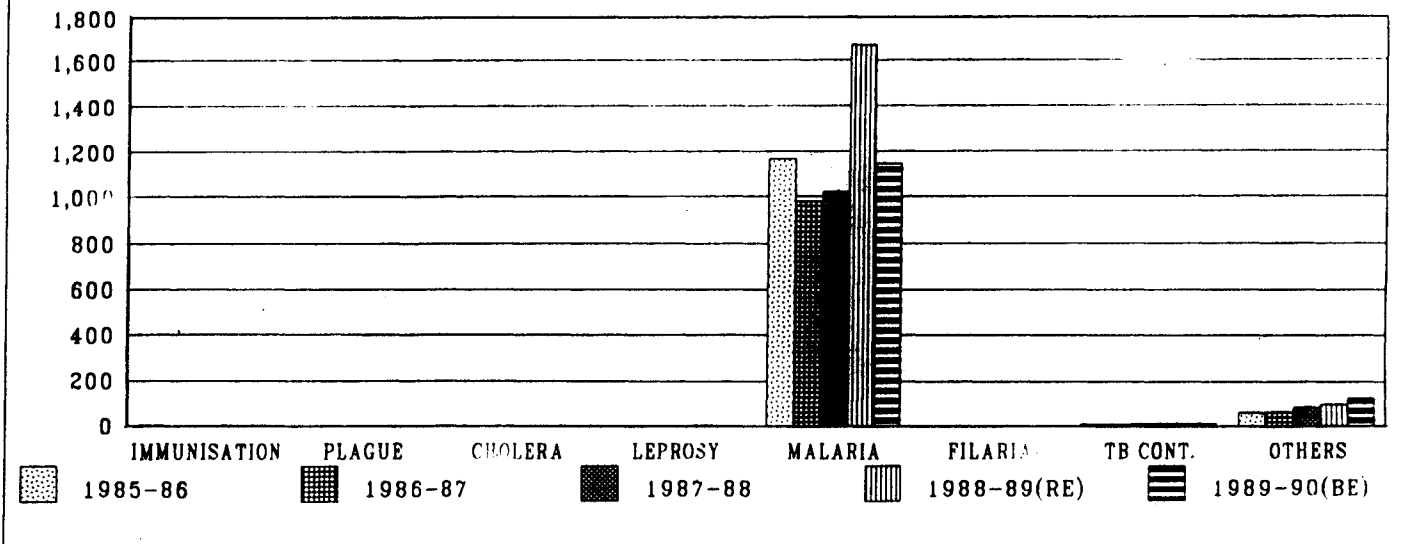


TABLE II.31

Expenditure on Capital account - Plan and Non-plan (Karnataka)

(in Rs. Lakh)

HEADS / YEAR	1985-86		1986-87		1987-88		1988-89		1989-90	
	NON-PLAN	PLAN	NON-PLAN	PLAN	NON-PLAN	PLAN	NON-PLAN	PLAN	NON-PLAN	PLAN
I. MEDICAL AND PUBLIC HEALTH(4210)	0.00	523.63	0.00	529.34	0.00	123.19	3.34	84.79	0.00	229.12
A. MEDICAL	0.00	480.92	0.00	508.39	0.00	114.87	3.34	79.44	0.00	192.50
B. PUBLIC HEALTH	0.00	42.71	0.00	20.96	0.00	8.32	0.00	5.35	0.00	36.62
II. FAMILY WELFARE(4211)	0.00	742.19	0.00	1125.80	0.00	779.55	0.00	677.97	0.00	1050.00
III. WATER SUPPLY AND SANITATION(4215)	NA	NA	NA	NA	NA	NA	NA	NA	NA	NA
WATER SUPPLY	NA	NA	NA	NA	NA	NA	NA	NA	NA	NA
URBAN WATER SUPPLY	NA	NA	NA	NA	NA	NA	NA	NA	NA	NA
RURAL WATER SUPPLY	NA	NA	NA	NA	NA	NA	NA	NA	NA	NA
SEWERAGE & SANITATION	NA	NA	NA	NA	NA	NA	NA	NA	NA	NA

TABLE II.32

Expenditure on Revenue account - Plan and Non-plan (Karnataka)

(in Rs. Lakh)

HEADS / YEAR	1985-86		1986-87		1987-88		1988-89		1989-90	
	NON-PLAN	PLAN	NON-PLAN	PLAN	NON-PLAN	PLAN	NON-PLAN	PLAN	NON-PLAN	PLAN
I. MEDICAL AND PUBLIC HEALTH(2210)	8997.79	1703.81	10464.17	2101.23	8615.84	1450.00	9210.36	1521.31	9561.29	1965.29
A. MEDICAL	8135.43	720.24	9470.46	844.24	7932.11	803.71	8325.21	592.10	8447.38	771.80
URBAN MEDICAL SERVICES	5119.39	330.98	5854.07	443.70	5836.82	470.20	6449.98	436.56	6449.05	546.95
RURAL MEDICAL SERVICES	1923.79	299.02	2453.66	317.06	801.09	130.51	247.08	23.18	144.02	21.30
B. PUBLIC HEALTH	862.36	983.57	993.71	1256.99	683.73	646.29	885.15	929.21	1113.91	1193.49
II. FAMILY WELFARE(2211)	130.46	2868.27	149.53	2864.40	124.63	4095.32	231.31	3378.08	262.60	4403.26
III. WATER SUPPLY AND SANITATION(2215)	783.65	5006.89	1072.37	5151.73	646.82	5497.35	802.54	4489.40	734.15	4699.47
WATER SUPPLY	697.65	4999.89	976.37	5151.73	529.52	5481.50	679.73	4489.39	582.15	4699.47
URBAN WATER SUPPLY	0.00	0.00	0.00	0.00	0.00	0.00	0.00	0.00	0.00	593.07
RURAL WATER SUPPLY	0.00	4495.33	0.00	3757.45	0.00	151.79	0.00	109.35	0.00	1851.27
SEWERAGE & SANITATION	86.00	7.00	96.00	0.00	117.30	15.85	122.81	0.00	152.00	0.00

TABLE II.33

Capital plus Revenue Expenditure (Karnataka)

(in Rs. Lakh)

HEADS / YEAR	1985-86 TOTAL	1986-87 TOTAL	1987-88 TOTAL	1988-89 TOTAL	1989-90 TOTAL
I. MEDICAL AND PUBLIC HEALTH	11225.23	13094.74	10189.03	10819.80	11755.70
A. MEDICAL	9336.59	10823.09	8850.69	9000.09	9411.68
B. PUBLIC HEALTH	1888.64	2271.66	1338.34	1819.71	2344.02
II. FAMILY WELFARE	3740.92	4139.73	4999.50	4287.36	5715.86
III. WATER SUPPLY AND SANITATION	5790.54	6224.10	6144.17	5291.94	5433.62
WATER SUPPLY	5697.54	6128.10	6011.02	5169.12	5281.62
URBAN WATER SUPPLY	0.00	0.00	0.00	0.00	593.07
RURAL WATER SUPPLY	4495.33	3757.45	151.79	109.35	1851.27
SEWERAGE & SANITATION	93.00	96.00	133.15	122.81	152

REVENUE ACCOUNT (in Rs.Lakhs)

STATE:KARNATAKA

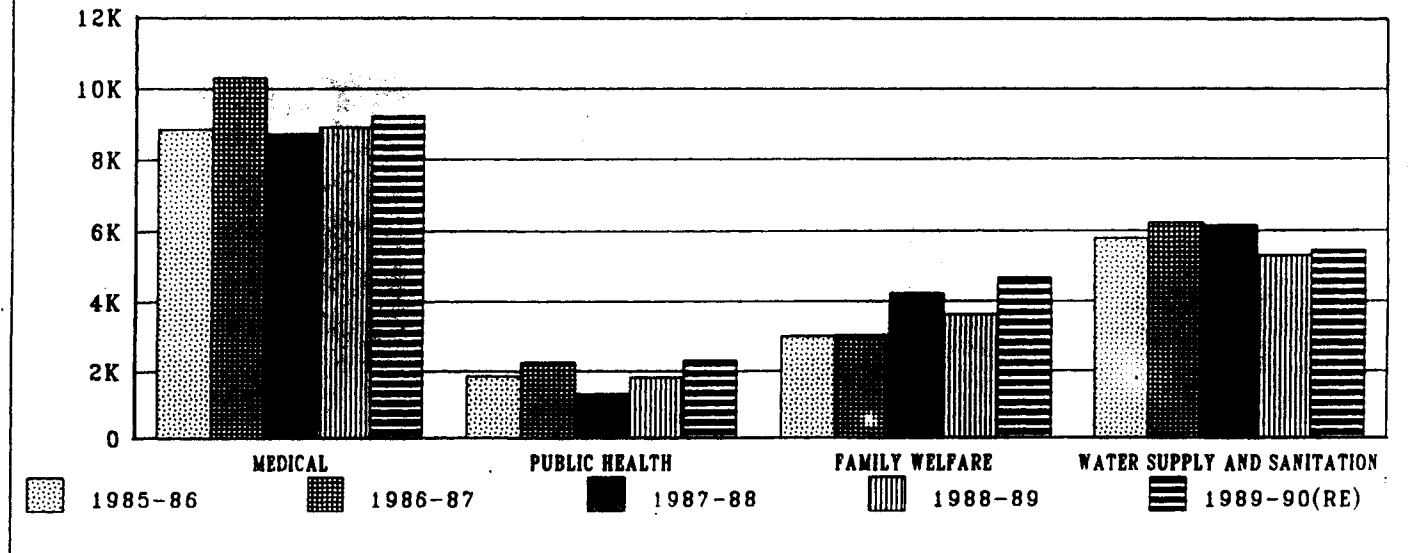


TABLE II.34

Details of Revenue Expenditure (Karnataka)

(in Rs. Lakh)

HEADS / YEAR	1985-86		1986-87		1987-88		1988-89		1989-90(RE)	
	NON-PLAN	PLAN	NON-PLAN	PLAN	NON-PLAN	PLAN	NON-PLAN	PLAN	NON-PLAN	PLAN
1. MEDICAL										
A. ALLOPATHY :										
DIRECTION & ADMINISTRATION	39.76	0.11	39.68	0.23	67.32	1.13	55.77	0.30	57.22	3.25
MEDICAL RELIEF	5352.83	529.18	6774.82	615.49	4886.56	457.46	4555.40	386.39	4736.57	356.50
E.S.I	887.98	49.84	836.20	61.02	968.68	127.91	1139.23	58.69	1228.95	184.00
MEDICAL STORES DEPOTS	418.29	0.00	332.70	0.00	510.32	0.00	726.78	0.15	350.91	0.00
TRIBAL AREA SUB-PLAN	0.00	20.43				5.94	4.26	0.04	0.00	1.75
OTHER EXPENDITURE	76.74	24.08	0.00	26.32	20.08	0.35	36.30	5.32	27.63	12.10
TOTAL A:	6775.60	623.66	7983.40	703.06	6452.96	592.79	6517.74	450.89	6401.28	557.60
B. MEDICAL EDUCATION TRAINING & RESEARCH	1092.25	90.25	1162.71	126.87	1294.18	202.99	1628.17	132.37	1854.31	203.55
C. OTHER SYSTEM OF MEDICINE	267.58	6.35	286.73	14.31	184.97	7.93	179.30	8.84	191.79	10.65
MEDICAL TOTAL:(A+B+C)	8135.43	720.24	9432.84	844.24	7932.11	803.71	8325.21	592.10	8447.38	771.80
2. FAMILY PLANNING	130.46	2868.27	149.53	2864.40	124.63	4095.32	231.31	3378.08	262.60	4403.26
MATERNITY & CHILD HEALTH		102.68	0.00	174.90	0.00	279.19	0.00	209.70	0.00	176.74
3. PUBLIC HEALTH AND SANITATION										
DIRECTION & ADMINISTRATION	156.51	3.79	209.81	0.58	187.84	5.25	216.00	0.38	164.72	1.00
PREVENTION & CONTROL OF DISEASES	484.36	955.25	515.28	1225.83	237.27	611.59	410.13	891.33	656.36	1160.34
PREVENTION OF FOOD ADULTRATION	0.00	0.00								
PREVENTION OF AIR & WATER POLLUTION	0.00	0.00								
DRUG CONTROL	50.70	3.15	58.39	5.30	84.97	10.08	79.90	14.45	101.04	8.50
TRAINING	51.84	17.11	59.30	24.60	43.95	13.83	49.66	15.36	41.98	10.10

TABLE II.34 (Contd.)

(in Rs. Lakh)

HEADS / YEAR	1985-86		1986-87		1987-88		1988-89		1989-90(RE)	
	NON-PLAN	PLAN	NON-PLAN	PLAN	NON-PLAN	PLAN	NON-PLAN	PLAN	NON-PLAN	PLAN
HEALTH STATISTICS & RESEARCH	0.00	0.00								
HEALTH EDUCATION & PUBLICITY	15.52	0.00	16.83	0.02	19.50	1.37	18.33	1.53	28.50	1.00
MANUFACTURE OF SERA & VACCINE	23.51	0.77	30.33	0.27	31.09	1.02	32.40	2.62	31.96	1.00
PUBLIC HEALTH LABS.	63.49	0.05	76.70	0.11	53.65	2.90	47.45	3.17	54.35	11.00
HEALTH TRANSPORT	0.00	0.00	0.00	0.00	0.00	0.00	0.00	0.00	0.00	0.00
OTHER EXPENDITURE	16.43	3.45	27.07	0.28	25.46	0.25	31.28	0.37	35.00	0.55
SEWERAGE SERVICES										
TRIBAL AREA SUB-PLAN										
SANITATION SERVICES	86.00	7.00	96.00	0.00	117.30	15.85	122.81	0.00	163.67	46.93
TOTAL 3:	948.36	990.57	1089.71	1256.99	801.03	662.14	1007.96	929.21	1277.58	1240.42
TOTAL(PUBLIC HEALTH):	862.36	983.57	993.71	1206.99	683.73	646.29	885.15	929.21	1113.91	1193.49
4. WATER SUPPLY AND SANITATION	783.65	5006.89	1072.37	5151.73	646.82	5497.35	802.54	4489.40	734.15	4699.47
WATER SUPPLY	697.65	4999.89	976.37	5151.73	529.52	5481.50	679.73	4489.39	582.15	4699.47
URBAN WATER SUPPLY PROGRAMMES	0.00	0.00	0.00	0.00	0.00	0.00	0.00	0.00	0.00	593.07
RURAL WATER SUPPLY PROGRAMMES	0.00	4495.33	0.00	3757.45	0.00	151.79	0.00	109.35	0.00	1851.27
ASSISTANCE TO LOCAL BODIES	0.00	504.56	0.00	1174.42	258.35	5014.02	113.04	4345.83	113.35	4556.66
SEWERAGE AND SANITATION	86.00	7.00	96.00	0.00	117.30	15.85	122.81	0.00	152.00	0.00
ASSISTANCE TO LOCAL BODIES	86.00	7.00	96.00	0.00	112.50	0.00	0.00	0.00	152.00	0.00

TABLE II.35

Details of Medical relief (Karnataka)

(in Rs. Lakh)

ITEMS	1985-86		1986-87		1987-88		1988-89		1989-90(RE)	
	NON-PLAN	PLAN	NON-PLAN*	PLAN*	NON-PLAN	PLAN	NON-PLAN	PLAN	NON-PLAN	PLAN
HOSPITALS	2926.16	140.18	3544.44	133.39	4007.71	313.04	4210.23	298.26	4565.99	235.50
DISPENSARIES	0.00	0.00	0.00	0.00	0.00	0.00	0.00	0.00	0.00	0.00
PRIMARY HEALTH CENTRES	1824.25	115.03	2405.55	157.65	687.13	86.85	200.96	17.78	134.06	11.00
COMMUNITY HEALTH CENTRES	0.00	0.00	0.00	0.00	0.00	0.00	0.00	0.00	0.00	0.00
SUB-CENTRES	529.74	129.35	741.50	102.55	164.12	30.23	121.54	1.34	23.21	1.00
E.S.I	887.98	49.84	836.20	61.02	968.68	127.91	1139.23	58.69	1228.95	184.00
OTHERS	66.70	140.09	124.38	228.24	27.60	27.18	22.64	69.00	13.31	109.00
TOTAL	6240.81	579.02	7648.64	719.93	5855.24	585.21	5694.63	445.09	5965.52	540.50

NOTE: * Unallocated -3.43 & 37.08 Lakhs.

TABLE II.36


Details of Disease Control Programmes (Karnataka)

(in Rs. Lakh)

ITEMS	1985-86		1986-87		1987-88		1988-89		1989-90(RE)	
	NON-PLAN	PLAN	NON-PLAN	PLAN	NON-PLAN	PLAN	NON-PLAN	PLAN	NON-PLAN	PLAN
IMMUNISATION	NA	NA	NA	NA	NA	NA	NA	NA	NA	NA
PLAGUE	25.49	NA	27.43	NA	8.3	1.46	4.34	1.63	NA	NA
CHOLERA	65.52	0.44	84.86	0.33	9.87	6.5	1.51	2.87	NA	1
LEPROSY	257.75	151.88	292.4	99.5	121.14	91.35	153.86	144.52	124.54	165
MALARIA	15.25	733.65	23.09	1041.82	62.36	420.16	204.95	613.61	458.14	846.50
FILARIA	6.54	9.24	7.2	12.75	5.09	5.01	-1.37	0.93	NA	12
SMALL POX	64.25	0	62.87	NA	14.45	8.74	0.95	20.78	NA	NA
TB CONT.	NA	NA	NA	NA	NA	NA	NA	NA	NA	NA
OTHERS	49.56	60.04	17.43	71.43	16.06	78.36	45.89	106.99	73.68	135.84
TOTAL:	484.36	955.25	515.28	1225.83	237.27	611.59	410.13	891.33	656.36	1160.34

MEDICAL RELIEF (In Rs. Lakhs)

STATE: KARNATAKA



PREVENTION AND CONTROL OF DISEASES

KARNATAKA:

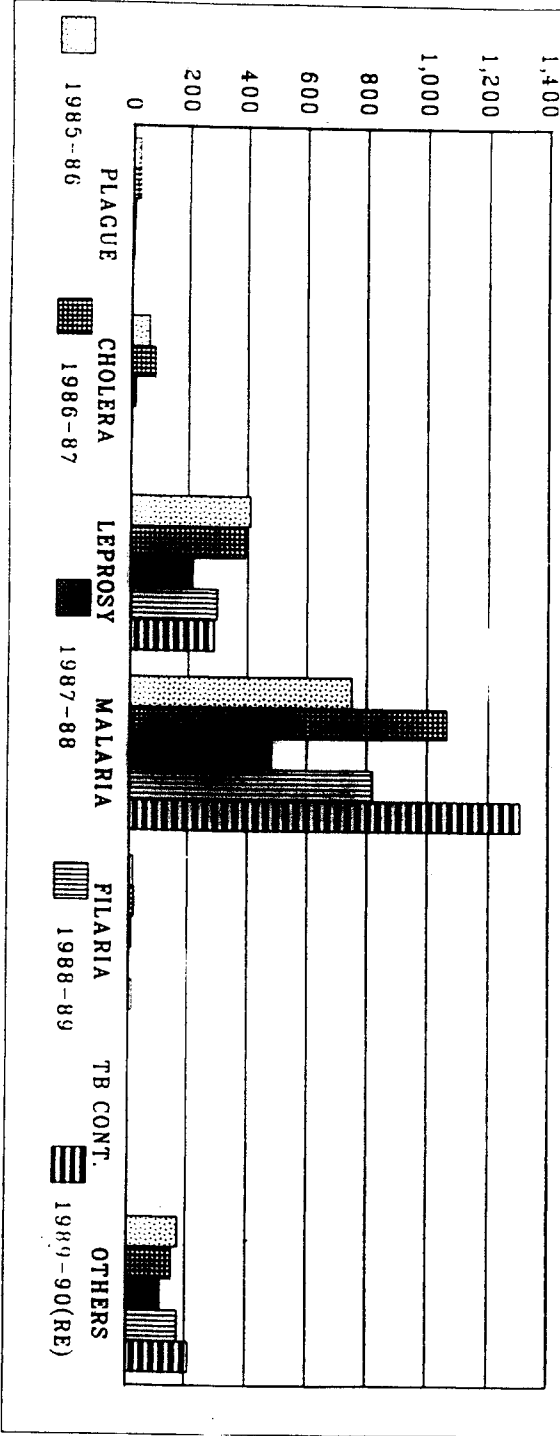


TABLE II.37

Expenditure on Capital account - Plan and Non-plan (Kerala)

(in Rs. Lakh)

HEADS / YEAR	1985-86		1986-87		1987-88		1988-89		1989-90	
	NON-PLAN	PLAN	NON-PLAN	PLAN	NON-PLAN	PLAN	NON-PLAN	PLAN	NON-PLAN	PLAN
I. MEDICAL AND PUBLIC HEALTH(4210)	0.00	496.53	0.00	612.33	5.49	287.07	0.00	499.71	0.00	438.23
A. MEDICAL	0.00	496.54	0.00	591.11	5.49	284.25	0.00	482.87	0.00	419.08
B. PUBLIC HEALTH	0.00	0.00	0.00	21.22	0.00	2.83	0.00	16.84	0.00	19.15
II. FAMILY WELFARE(4211)	0.00	955.26	0.00	1375.71	0.00	1477.12	0.00	781.22	0.00	1106.49
III. WATER SUPPLY AND SANITATION(4215)	0.00	1491.00	0.00	2009.94	0.00	1724.20	0.00	0.00	0.00	0.00
WATER SUPPLY	0.00	1000.00	0.00	1500.00	0.00	1651.20	0.00	0.00	0.00	0.00
URBAN WATER SUPPLY	0.00	0.00	0.00	0.00	0.00	0.00	0.00	0.00	0.00	0.00
RURAL WATER SUPPLY	0.00	0.00	0.00	0.00	0.00	0.00	0.00	0.00	0.00	0.00
SEWERAGE & SANITATION	0.00	491.00	0.00	509.94	0.00	73.00	0.00	0.00	0.00	0.00

TABLE II.38

Expenditure on Revenue account - Plan and Non-plan (Kerala)

(in Rs. Lakh)

HEADS / YEAR	1985-86		1986-87		1987-88		1988-89		1989-90	
	NON-PLAN	PLAN	NON-PLAN	PLAN	NON-PLAN	PLAN	NON-PLAN	PLAN	NON-PLAN	PLAN
I. MEDICAL AND PUBLIC HEALTH(2210)	8755.59	919.35	9513.83	1183.83	10197.45	1151.74	11407.36	1254.71	15271.56	1550.10
A. MEDICAL	8214.68	439.13	8963.42	644.82	9520.63	716.59	10748.10	652.32	14301.56	960.50
URBAN MEDICAL SERVICES	6669.17	132.89	7264.80	176.19	7658.33	67.81	7391.47	89.42	9334.38	191.90
RURAL MEDICAL SERVICES	645.37	42.43	648.44	218.85	763.57	425.02	2142.78	297.64	3329.19	326.00
B. PUBLIC HEALTH	540.91	480.22	550.41	539.01	676.82	435.15	659.26	602.39	970.00	589.60
II. FAMILY WELFARE(2211)	1.79	1553.19	0.56	1754.10	3.86	1889.24	16.61	2360.00	87.94	5206.36
III. WATER SUPPLY AND SANITATION(2215)	764.24	0.00	1112.66	658.64	1078.45	2158.81	2216.50	4038.73	2411.54	3353.03
WATER SUPPLY	510.99	0.00	800.00	0.00	767.20	0.00	1833.84	0.00	2000.00	0.00
URBAN WATER SUPPLY	0.00	0.00	0.00	658.64	0.00	2158.81	0.00	4038.73	0.00	3290.53
RURAL WATER SUPPLY	0.00	0.00	0.00	0.00	0.00	0.00	0.00	0.00	0.00	0.00
SEWERAGE & SANITATION	237.00	0.00	312.66	0.00	311.25	0.00	377.66	0.00	411.54	62.50

TABLE II.39

Capital plus Revenue Expenditure (Kerala)

(in Rs. Lakh)

HEADS / YEAR	1985-86 TOTAL	1986-87 TOTAL	1987-88 TOTAL	1988-89 TOTAL	1989-90 TOTAL
I. MEDICAL AND PUBLIC HEALTH	10171.47	11309.99	11641.75	13161.78	17259.89
A. MEDICAL	9150.35	10199.35	10526.96	11883.29	15681.14
B. PUBLIC HEALTH	1021.13	1110.64	1114.80	1278.49	1578.75
II. FAMILY WELFARE	2510.24	3130.37	3370.22	3157.83	6400.79
III. WATER SUPPLY AND SANITATION	2255.24	3781.24	4961.46	6255.23	5764.57
WATER SUPPLY	1510.99	2300.00	2418.40	1833.84	2000.00
URBAN WATER SUPPLY	0.00	658.64	2158.81	4038.73	3290.53
RURAL WATER SUPPLY	0.00	0.00	0.00	0.00	0.00
SEWERAGE & SANITATION	728.00	822.60	384.25	377.66	474.04

REVENUE ACCOUNT (in Rs.Lakhs)

STATE:KERALA

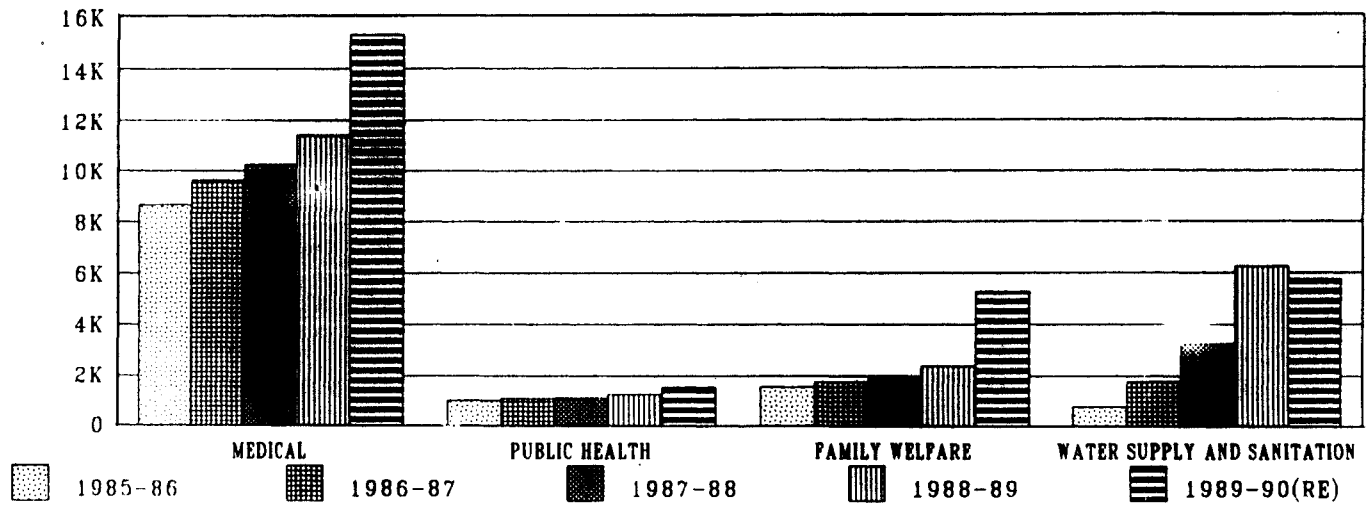


TABLE II.40

Details of Revenue Expenditure (Kerala)

(in Rs. Lakh)

HEADS / YEAR	1985-86		1986-87		1987-88		1988-89		1989-90(RE)	
	NON-PLAN	PLAN	NON-PLAN	PLAN	NON-PLAN	PLAN	NON-PLAN	PLAN	NON-PLAN	PLAN
1. MEDICAL										
A. ALLOPATHY :										
DIRECTION & ADMINISTRATION	85.09	0.00	107.87	0.23	122.47	0.00	125.83	0.00	157.71	0.00
MEDICAL RELIEF	5736.45	75.81	6246.98	265.47	6574.86	297.03	7525.39	188.83	9909.18	322.40
E.S.I	644.32	50.82	603.81	48.85	692.94	48.00	749.98	0.00	1071.26	48.00
MEDICAL STORES DEPOTS	34.61	0.00	41.84	0.00	73.81	0.64	48.60	0.00	59.02	10.00
TRIBAL AREA SUB-PLAN				16.45		6.74		14.58		19.00
OTHER EXPENDITURE	34.95	11.20	63.92	11.45	83.84	12.85	79.10	8.62	71.01	6.00
TOTAL A:	6535.42	137.83	7064.42	342.45	7547.92	365.26	8528.90	212.03	11268.18	405.40
B. MEDICAL EDUCATION TRAINING & RESEARCH	900.16	263.79	1050.17	249.77	1099.11	223.77	1213.84	313.25	1638.00	442.60
C. OTHER SYSTEM OF MEDICINE(T)	779.10	37.51	848.83	52.60	873.60	127.56	1005.36	127.04	1395.38	112.50
MEDICAL TOTAL:(A+B+C)	8214.68	439.13	8963.42	644.82	9520.63	716.59	10748.10	652.32	14301.56	960.50
2. FAMILY PLANNING	1.79	1553.19	0.56	1754.10	3.86	1889.24	16.61	2360.00	87.94	5206.36
MATERNITY & CHILD HEALTH	1.79	59.38	0.56	8.78	3.86	25.20	4.78	65.73	6.65	335.00
3. PUBLIC HEALTH AND SANITATION										
DIRECTION & ADMINISTRATION	0.00	0.00	0.00	0.00	0.00	0.00	0.00	0.00	0.00	0.00
PREVENTION & CONTROL OF DISEASES	338.47	206.73	361.87	211.81	418.96	173.72	391.46	217.48	620.01	395.80
PREVENTION OF FOOD ADULTRATION	33.93	10.14	41.70	9.08	39.81	8.35	42.56	12.06	58.27	15.00
PREVENTION OF AIR & WATER POLLUTION	1.25	0.00	1.55	0.00	1.71	0.00	1.71	0.00	2.25	0.00
DRUG CONTROL	28.92	2.79	34.63	3.12	40.01	1.54	45.07	1.93	58.52	10.00
TRAINING	3.29	228.26	3.61	293.69	8.05	233.61	4.21	343.09	4.37	126.00
HEALTH STATISTICS & RESEARCH	0.00	0.00	0.00	0.00	0.00	0.00	0.00	0.00	0.00	0.00

TABLE II.40 (Contd.)

(in Rs. Lakh)

HEADS / YEAR	1985-86		1986-87		1987-88		1988-89		1989-90(RE)	
	NON-PLAN	PLAN	NON-PLAN	PLAN	NON-PLAN	PLAN	NON-PLAN	PLAN	NON-PLAN	PLAN
HEALTH EDUCATION & PUBLICITY	10.33	0.00	9.34	0.00	10.87	0.34	15.17	0.28	27.04	5.00
MANUFACTURE OF SERA & VACCINE	0.00	0.00	0.00	0.00	0.00	0.00	0.00	0.00	0.00	0.00
PUBLIC HEALTH LABS.	80.47	23.34	97.71	21.31	101.77	9.87	99.64	20.76	128.39	22.00
HEALTH TRANSPORT	0.00	0.00	0.00	0.00	0.00	0.00	0.00	0.00	0.00	0.00
OTHER EXPENDITURE	44.25	0.03	0.00	0.00	55.64	4.77	59.44	2.41	71.15	10.00
SEWERAGE SERVICES										
TRIBAL AREA SUB-PLAN	0.00	8.93	0.00	0.00	0.00	2.95	0.00	4.38	0.00	5.80
SANITATION SERVICES	53.25	0.00	52.16	0.00	41.25	0.00	52.65	0.00	64.31	0.00
TOTAL 3:	594.16	480.22	602.57	539.01	718.07	435.15	711.91	602.39	1034.31	589.60
TOTAL(PUBLIC HEALTH):	540.91	480.22	550.41	539.01	676.82	435.15	659.26	602.39	970.00	589.60
4. WATER SUPPLY AND SANITATION	764.24	0.00	1112.66	658.64	1078.45	2158.81	2216.50	4038.73	2411.54	3353.03
WATER SUPPLY	510.99	0.00	800.00	0.00	767.20	0.00	1833.84	0.00	2000.00	0.00
URBAN WATER SUPPLY PROGRAMMES	0.00	0.00	0.00	658.64	0.00	2158.81	0.00	4038.73	0.00	3290.53
RURAL WATER SUPPLY PROGRAMMES	0.00	0.00	0.00	0.00	0.00	0.00	0.00	0.00	0.00	0.00
ASSISTANCE TO LOCAL BODIES	0.00	0.00	0.00	0.00	0.00	0.00	0.00	0.00	0.00	0.00
SEWERAGE AND SANITATION	237.00	0.00	312.66	0.00	311.25	0.00	377.66	0.00	411.54	62.50
ASSISTANCE TO LOCAL BODIES	0.00	0.00	0.00	0.00	0.00	0.00	0.00	0.00	0.00	0.00

TABLE II.41

Details of Medical relief (Kerala)

(in Rs. Lakh)

ITEMS	1985-86		1986-87		1987-88		1988-89		1989-90(RE)	
	NON-PLAN	PLAN	NON-PLAN	PLAN	NON-PLAN*	PLAN	NON-PLAN	PLAN	NON-PLAN	PLAN
HOSPITALS	1544.56	4.10	1873.58	84.18	1850.73	1.57	2062.70	3.01	2579.85	46.40
DISPENSARIES	3544.72	17.36	3715.16	2.15	3958.02	0.00	3311.47	8.99	3984.16	13.00
PRIMARY HEALTH CENTRES	639.76	33.82	641.59	167.41	755.99	294.38	2135.29	173.51	3323.24	248.00
COMMUNITY HEALTH CENTRES	0.00	0.00	0.00	0.00	0.00	0.00	0.00	0.00	0.00	0.00
SUB-CENTRES	0.00	0.00	0.00	0.00	0.00	0.00	0.00	0.00	0.00	0.00
E.S.I	644.32	50.82	603.81	48.85	692.94	48.00	749.98	48.00	1071.26	48.00
OTHERS	7.42	20.53	16.65	11.74	10.02	1.07	15.93	3.32	21.93	15.00
TOTAL	6380.78	126.63	6850.79	314.32	7267.80	345.03	8275.37	236.83	10980.44	370.40

NOTE: * Unallocated 0.10 Lakhs.

TABLE II.42

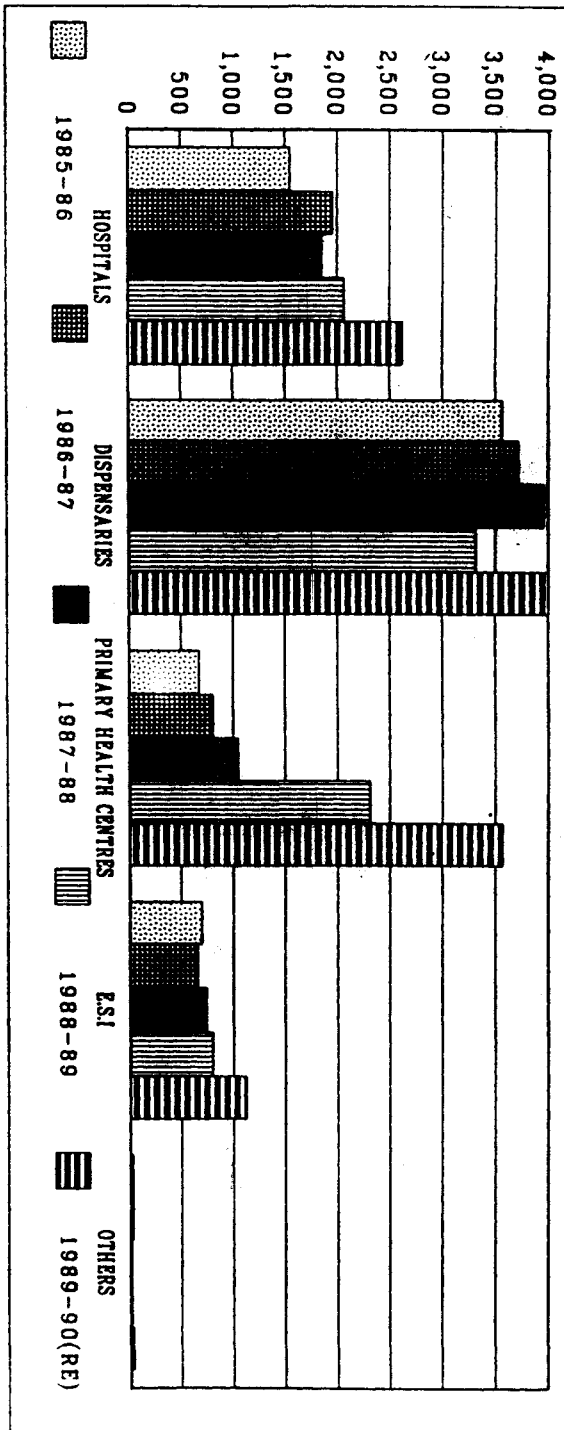
Details of Disease Control Programmes (Kerala)

(in Rs. Lakh)

ITEMS	1985-86		1986-87		1987-88		1988-89		1989-90(RE)	
	NON-PLAN	PLAN	NON-PLAN	PLAN	NON-PLAN	PLAN	NON-PLAN	PLAN	NON-PLAN	PLAN
IMMUNISATION	0.00	6.71	0.00	3.64	0.00	2.40	0.00	3.98	0.00	2.00
PLAGUE	NA	NA	NA	NA	NA	NA	NA	NA	NA	NA
CHOLERA	11.01	1.94	8.21	0.11	8.10	0.58	10.14	1.33	8.00	10.00
LEPROSY	76.15	31.99	86.68	40.32	84.29	37.79	69.38	75.37	132.02	207.80
MALARIA	180.60	8.98	185.38	27.42	255.47	16.61	228.34	22.08	324.00	20.00
FILARIA	69.34	35.55	79.90	20.29	69.43	17.51	81.32	8.82	153.63	22.00
SMALL POX	0.00	0.00	0.23	0.00	0.00	16.94	0.00	10.61	0.00	0.00
TB CONT.	1.37	40.20	1.47	41.53	1.76	0.00	2.28	0.00	2.36	41.00
OTHERS	0.00	81.36	0.00	78.50	0.00	81.93	0.00	95.29	NA	93.00
TOTAL:	338.47	206.73	361.87	211.81	419.05	173.76	391.46	217.48	620.01	395.80

MEDICAL RELIEF (In Rs. Lakhs)

STATE:KERALA



PREVENTION AND CONTROL OF DISEASES

KERELA:

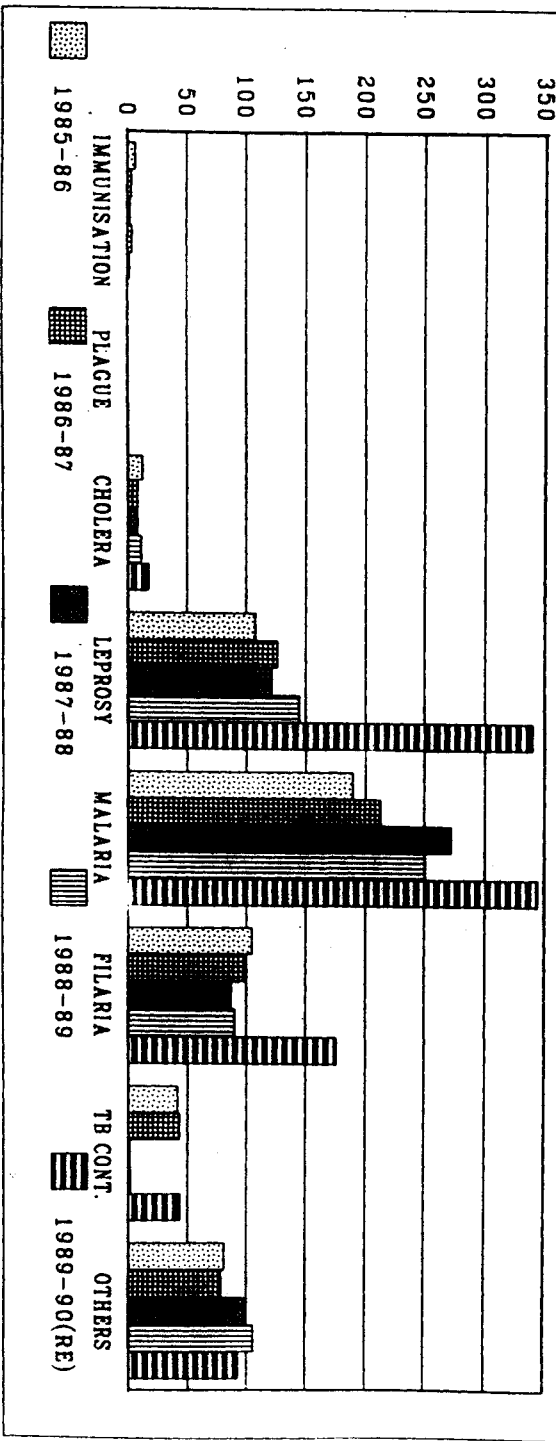


TABLE II.43

Expenditure on Capital account - Plan and Non-plan (Madhya Pradesh)

(In Rs. Lakh)

HEADS / YEAR	1985-86		1986-87		1987-88		1988-89		1989-90	
	NON-PLAN	PLAN	NON-PLAN	PLAN	NON-PLAN	PLAN	NON-PLAN	PLAN	NON-PLAN	PLAN
I. MEDICAL AND PUBLIC HEALTH(4210)	22.69	644.59	6.25	512.23	14.55	479.11	27.95	344.58	0.00	294.50
A. MEDICAL	22.69	644.59	6.25	802.25	14.55	450.72	27.95	344.58	0.00	294.50
B. PUBLIC HEALTH	0.00	0.00	0.00	3.00	0.00	41.46	0.00	0.00	0.00	0.00
II. FAMILY WELFARE(4211)	0.00	372.43	0.00	413.59	0.00	174.04	0.00	69.29	0.00	71.50
III. WATER SUPPLY AND SANITATION(4215)	0.00	9.62	4.29	341.75	14.69	600.80	320.11	509.46	0.00	0.23
WATER SUPPLY	0.00	9.62	4.29	339.60	14.69	599.14	320.11	509.46	0.00	0.00
URBAN WATER SUPPLY	0.00	9.62	0.00	252.01	14.69	599.14	320.11	509.46	0.00	0.00
RURAL WATER SUPPLY	0.00	0.00	0.00	448.04	0.00	0.00	0.00	0.00	0.00	0.00
SEWERAGE & SANITATION	0.00	0.00	0.00	0.00	0.00	0.00	0.00	0.00	0.00	0.00

TABLE II.44

Expenditure on Revenue account - Plan and Non-Plan (Madhya Pradesh)

(in Rs. Lakh)

HEADS / YEAR	1985-86		1986-87		1987-88		1988-89		1989-90	
	NON-PLAN	PLAN	NON-PLAN	PLAN	NON-PLAN	PLAN	NON-PLAN	PLAN	NON-PLAN	PLAN
I. MEDICAL AND PUBLIC HEALTH(2210)	8024.77	1625.47	9369.64	3767.38	10998.68	1715.07	13006.61	2445.28	12137.99	3699.24
A. MEDICAL	7174.78	526.77	8570.60	1498.30	9752.31	606.35	11541.53	925.18	11079.09	1378.82
URBAN MEDICAL SERVICES	4934.73	393.07	NA	NA	5423.61	376.58	6814.82	521.19	6030.23	799.76
RURAL MEDICAL SERVICES	1194.94	121.31	NA	NA	2829.25	193.49	3150.29	304.48	3262.50	638.39
B. PUBLIC HEALTH	849.99	1098.70	799.04	2269.08	1246.37	1108.72	1465.08	1520.10	1058.90	2320.42
II. FAMILY WELFARE(2211)	NA	2897.04	2.00	4037.21	NA	313.94	NA	3536.00	NA	5627.46
III. WATER SUPPLY AND SANITATION(2215)	3581.24	8422.68	4760.47	10244.04	3603.96	12870.89	5949.63	14808.25	5838.34	9628.38
WATER SUPPLY	9534.66	8421.21	4760.47	10164.21	3476.27	12850.23	5824.90	14779.07	10991.40	9587.29
URBAN WATER SUPPLY	790.67	206.58	961.58	219.74	950.47	221.40	1521.74	245.70	1443.95	190.20
RURAL WATER SUPPLY	742.62	5787.64	905.10	3956.46	1020.89	3993.15	1365.30	13990.92	1783.65	6468.23
SEWERAGE & SANITATION	63.15	7.32	0.00	79.83	127.69	20.66	124.73	29.18	131.32	41.29

TABLE II.45

Capital plus Revenue Expenditure (Madhya Pradesh)

(in Rs. Lakh)

HEADS / YEAR	1985-86 TOTAL	1986-87 TOTAL	1987-88 TOTAL	1988-89 TOTAL	1989-90 TOTAL
I. MEDICAL AND PUBLIC HEALTH(4210)	10317.52	1367.50	13207.41	15824.42	16131.73
A. MEDICAL	8368.83	10877.40	10823.93	12839.24	12752.41
B. PUBLIC HEALTH	1948.69	3071.12	2396.55	2985.18	3379.32
II. FAMILY WELFARE(4211)	NA	4452.80	NA	NA	NA
III. WATER SUPPLY AND SANITATION(4215)	12013.54	15350.55	17090.34	21587.45	15466.95
WATER SUPPLY	17965.49	15268.57	16940.33	21433.54	20578.69
URBAN WATER SUPPLY	1006.87	1433.33	1785.70	2597.01	1634.15
RURAL WATER SUPPLY	6530.26	5309.60	5014.04	15356.22	8251.88
SEWERAGE & SANITATION	70.47	79.83	148.35	153.91	172.61

REVENUE ACCOUNT (in Rs.Lakhs)

STATE:MADHYA PRADESH

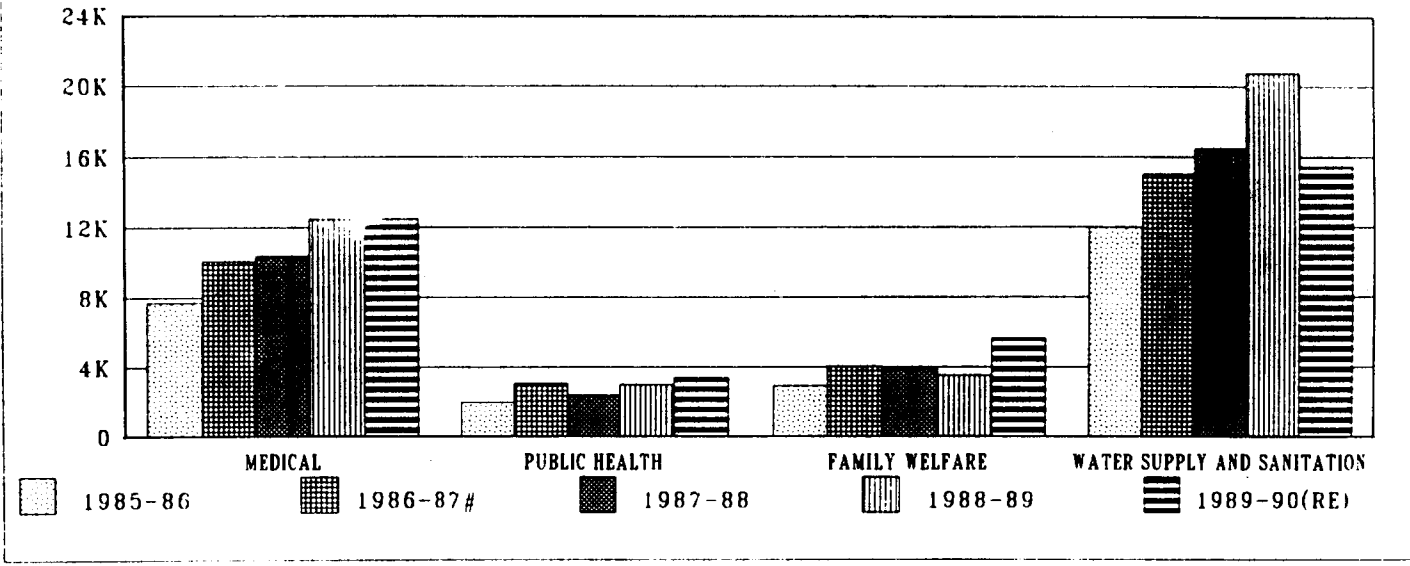


TABLE II.46

Details of Revenue Expenditure (Madhya Pradesh)

(in Rs. Lakh)

HEADS / YEAR	1985-86		1986-87#		1987-88		1988-89		1989-90(RE)	
	NON-PLAN	PLAN	NON-PLAN	PLAN	NON-PLAN	PLAN	NON-PLAN	PLAN	NON-PLAN	PLAN
1. MEDICAL										
A. ALLOPATHY :										
DIRECTION & ADMINISTRATION	147.81	5.84	177.73	2.89	232.44	16.96	385.66	9.89	248.75	5.94
MEDICAL RELIEF	5080.38	340.90	6072.53	775.54	6599.56	1.32	7920.87	475.99	7509.00	977.93
F.S.I	331.18	12.39	409.84	8.96	444.84	0.00	542.41	68.05	633.60	28.92
MEDICAL STORES DEPOTS	4.02	0.00	4.94		5.48		8.86		7.18	
TRIBAL AREA SUB-PLAN	0.00	0.00		753.95						
OTHER EXPENDITURE	0.00	108.43	13.68	-177.55	15.53	157.48	0.00	223.53	0.00	282.91
TOTAL A:	5563.39	467.56	6678.72	1363.79	7297.85	484.76	8857.80	777.46	8398.53	1295.70
B. MEDICAL EDUCATION TRAINING & RESEARCH	713.57	21.81	727.81	24.24	1039.08	36.58	1034.01	31.46	1152.76	83.12
C. OTHER SYSTEM OF MEDICINE(T)	897.82	59.21	1164.07	110.26	1415.38	85.01	1649.72	116.26	1527.80	
MEDICAL TOTAL:(A+B+C)	7174.78	526.77	8570.60	1498.30	9752.31	606.35	11541.53	925.18	11079.09	1378.82
2. FAMILY PLANNING		2897.04	2.00	4037.21		3908.94		3536.00		5627.46
MATERNITY & CHILD HEALTH		0.31		14.21		21.61		26.20		122.89
3. PUBLIC HEALTH AND SANITATION										
DIRECTION & ADMINISTRATION	7.59	0.00	36.96		15.92	0.00	29.92	0.00	16.50	0.00
PREVENTION & CONTROL OF DISEASES	719.83	1018.20	557.06	1250.40	1091.94	1049.77	1296.51	1430.12	827.25	1714.85
PREVENTION OF FOOD ADULTRATION	57.39	5.44	83.17	8.95	66.80	8.12	75.03	23.63	103.20	10.10
PREVENTION OF AIR & WATER POLLUTION	0.00	0.00	57.49		0.00	0.00	0.00	0.00	0.00	0.00
DRUG CONTROL	25.59	14.58	30.75	14.42	34.92	8.59	40.99	8.97	41.85	8.50
TRAINING	15.59	60.48	8.99	59.48	9.16	42.24	1.24	57.38	9.60	85.37
HEALTH STATISTICS & RESEARCH	0.00	0.00			0.00	0.00	0.00	0.00	0.00	0.00

TABLE II.46 (Contd.)

(in Rs. Lakh)

HEADS / YEAR	1985-86		1986-87#		1987-88		1988-89		1989-90(RE)	
	NON-PLAN	PLAN	NON-PLAN	PLAN	NON-PLAN	PLAN	NON-PLAN	PLAN	NON-PLAN	PLAN
HEALTH EDUCATION & PUBLICITY	6.75	0.00	9.12		3.02	0.00	2.54	0.00	10.03	0.00
MANUFACTURE OF SERA & VACCINE	0.00	0.00			0.00	0.00	0.00	0.00	0.00	0.00
PUBLIC HEALTH LABS.	6.41	0.00	15.50		9.08	0.00	5.90	0.00	17.09	0.00
HEALTH TRANSPORT	0.00	0.00			0.00	0.00		0.00	0.00	0.00
OTHER EXPENDITURE	10.84	0.00		453.39	15.53	0.00	12.95	0.00	33.38	501.60
SEWERAGE SERVICES										
TRIBAL AREA SUB-PLAN				482.44						
SANITATION SERVICES	63.15	4.54			127.69	13.76	110.10	13.58	90.00	39.61
TOTAL 3:	913.14	1103.24	799.04	2269.08	1374.06	1122.48	1575.18	1533.68	1148.90	2360.03
TOTAL(PUBLIC HEALTH):	849.99	1098.70	799.04	2269.08	1246.37	1108.72	1465.08	1520.10	1058.90	2320.42
4. WATER SUPPLY AND SANITATION	3581.24	8422.68	4760.47	10244.04	3603.96	12870.89	5949.63	14808.25	5838.34	9628.38
WATER SUPPLY	9534.66	8421.21	4760.47	10164.21	3476.27	12850.23	5824.90	14779.07	10991.40	9587.29
URBAN WATER SUPPLY PROGRAMMES	790.67	206.58	961.58	219.74	950.47	221.40	1521.74	245.70	1443.95	190.20
RURAL WATER SUPPLY PROGRAMMES	742.62	5787.64	905.10	3956.46	1020.89	3993.15	1365.30	13990.92	1783.65	6468.23
ASSISTANCE TO LOCAL BODIES	0.00	404.58	0.00	466.49	0.00	392.76	0.00	540.38	1443.95	609.25
SEWERAGE AND SANITATION	63.15	7.32	0.00	79.83	127.69	20.66	124.73	29.18	131.32	41.29
ASSISTANCE TO LOCAL BODIES	0.00	0.00	0.00	0.00	0.00	0.00	0.00	0.00	0.00	0.00

NOTE: # Data are from Finance Accounts.

TABLE II.47

Details of Medical relief (Madhya Pradesh)

(in Rs. Lakh)

ITEMS	1985-86		1986-87(RE)		1987-88		1988-89		1989-90(RE)	
	NON-PLAN*	PLAN	NON-PLAN	PLAN	NON-PLAN#	PLAN	NON-PLAN\$	PLAN	NON-PLAN	PLAN@
HOSPITALS	2588.36	220.26	2528.00	144.81	3008.42	157.93	3672.18	198.56	3920.80	448.99
DISPENSARIES	1304.02	0.00	1363.20	91.30	1156.79	0.00	1384.20	0.00	942.90	0.00
PRIMARY HEALTH CENTRES	1188.00	120.64	1376.80	220.05	2433.86	152.39	2865.57	277.37	2645.30	529.04
COMMUNITY HEALTH CENTRES	0.00	0.00	0.00	0.00	0.00	0.00	0.00	0.00	0.00	0.00
SUB-CENTRES	0.00	0.00	0.00	0.00	0.00	0.00	0.00	0.00	0.00	0.00
E.S.I	331.63	12.39	421.00	28.00	444.84	0.00	542.41	68.05	633.60	28.92
OTHERS	0.00	0.00	0.00	0.00	0.00	0.00	0.00	0.00	0.00	0.00
TOTAL	5411.56	353.29	5689.00	484.16	7044.40	310.32	8463.28	544.04	8142.60	1006.85

NOTE: * Unallocated -0.45 Lakhs | \$ Unallocated -1.08 Lakhs # Unallocated 0.49 Lakhs | @ Unallocated -0.10 Lakhs

TABLE II.48

Details of Disease Control Programmes (Madhya Pradesh)

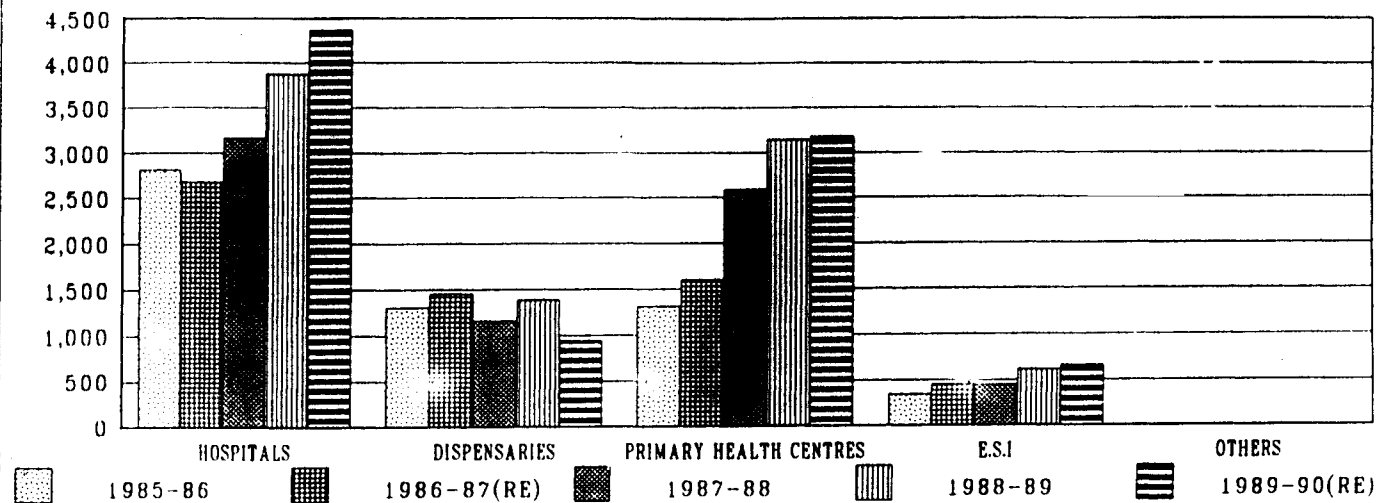
(in Rs. Lakh)

ITEMS	1985-86		1986-87(RE)		1987-88		1988-89		1989-90(RE)	
	NON-PLAN	PLAN	NON-PLAN	PLAN	NON-PLAN	PLAN	NON-PLAN	PLAN*	NON-PLAN\$	PLAN
IMMUNISATION	NA	NA	NA	NA	NA	NA	NA	NA	NA	NA
PLAGUE	NA	NA	NA	NA	NA	NA	NA	NA	NA	NA
CHOLERA	0.03	11.48	8.00	13.50	7.25	6.62	7.85	34.06	15.00	14.89
DYSENTERY	191.39	83.28	179.55	130.00	237.37	115.31	248.05	249.81	238.95	222.40
MALARIA	199.51	858.46	71.25	1063.80	379.56	874.55	533.97	1163.59	88.70	1380.44
FILARIA	19.83	14.73	11.15	13.80	20.72	11.18	40.60	9.15	15.50	22.18
SMALL POX	280.06	0.00	297.45	0.00	409.04	0.00	424.59	0.00	417.80	0.00
TB CONT.	22.24	0.00	21.65	0.00	33.14	0.00	38.38	0.00	30.86	0.00
OTHERS	6.77	50.25	9.15	52.7	4.86	42.11	3.07	93.21	12.44	74.94
TOTAL:	719.83	1018.2	598.2	1273.8	1091.94	1049.77	1296.51	1430.12	827.25	1714.85

NOTE: * Inconsistency in Budget:-119.70 Lakhs|\$ Unallocated:8.00 Lakhs

MEDICAL RELIEF(In Rs. Lakhs)

STATE:MADHYA PRADESH



PREVENTION AND CONTROL OF DISEASES

MADHYA PRADESH:

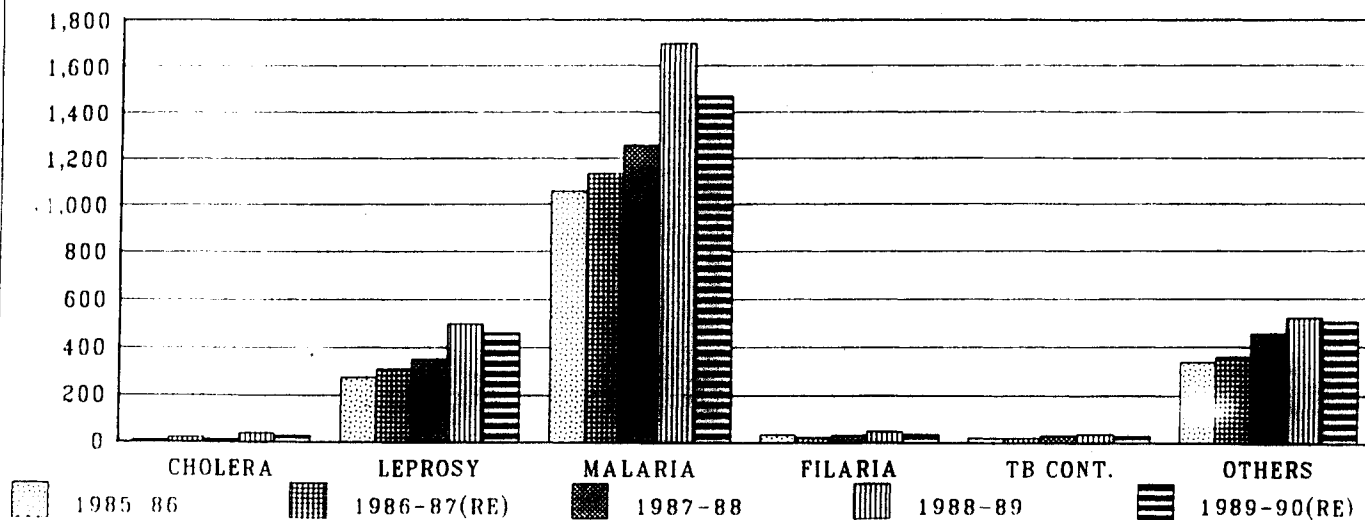


TABLE II.49

Expenditure on Capital account - Plan and Non-plan (Maharashtra)

(in Rs. Lakh)

HEADS / YEAR	1985-86		1986-87		1987-88		1988-89		1989-90	
	NON-PLAN	PLAN	NON-PLAN	PLAN	NON-PLAN	PLAN	NON-PLAN	PLAN	NON-PLAN	PLAN
I. MEDICAL AND PUBLIC HEALTH(4210)	2.50	709.94	2.59	821.67	2.70	1360.68	2.83	2186.00	0.00	1814.27
A. MEDICAL	2.50	708.21	2.59	814.27	2.70	287.48	2.83	1288.14	0.00	1814.27
B. PUBLIC HEALTH	0.00	396.85	0.00	344.76	0.00	92.01	0.00	544.37	0.00	0.00
II. FAMILY WELFARE(4211)	0.00	0.00	0.00	0.00	0.00	0.00	0.00	0.00	0.00	20.86
III. WATER SUPPLY AND SANITATION(4215)	0.00	5.44	0.00	8.99	0.00	4.02	0.00	20.68	0.00	600.00
WATER SUPPLY	0.00	503.14	-0.71	987.98	0.00	532.51	0.00	391.82	0.00	0.00
URBAN WATER SUPPLY	0.00	582.13	-0.71	987.98	0.00	616.92	0.00	485.06	0.00	0.00
RURAL WATER SUPPLY	0.00	445.27	-0.71	454.93	0.00	454.85	0.00	296.05	0.00	0.00
SEWERAGE & SANITATION	0.00	136.86	0.00	533.05	0.00	162.07	0.00	189.01	0.00	0.00

TABLE II.50

Expenditure on Revenue account - Plan and Non-plan (Maharashtra)

(in Rs. Lakh)

HEADS / YEAR	1985-86		1986-87		1987-88		1988-89		1989-90	
	NON-PLAN	PLAN	NON-PLAN	PLAN	NON-PLAN	PLAN	NON-PLAN	PLAN	NON-PLAN	PLAN
I. MEDICAL AND PUBLIC HEALTH(2210)	17207.75	4815.84	20233.42	5855.42	22140.91	7945.84	23065.41	7561.82	23043.59	8204.88
A. MEDICAL	11814.00	223.91	13694.92	224.36	15414.19	193.72	15571.85	712.88	15518.63	874.53
URBAN MEDICAL SERVICES	6202.67	93.74	NA	NA	4392.05	129.59	4076.44	284.43	4048.99	348.03
RURAL MEDICAL SERVICES	355.77	NA	NA	NA	876.59	3.40	413.99	2.00	419.57	3.00
B. PUBLIC HEALTH	5393.75	4591.93	6538.50	5631.06	6726.72	7752.12	7493.56	6848.94	7524.96	7330.35
II. FAMILY WELFARE(2211)	37.27	4655.09	36.65	4413.33	29.45	4540.39	33.01	4584.21	448.91	4910.23
III. WATER SUPPLY AND SANITATION(2215)	3109.27	16727.04	1121.40	19665.31	1242.58	15656.88	1301.16	16618.75	1378.11	15831.03
WATER SUPPLY	3109.27	16657.11	1124.86	19510.89	1629.66	15521.27	1648.75	16577.22	1697.78	15382.62
URBAN WATER SUPPLY	214.77	5266.02	66.79	296.77	206.94	845.79	197.77	5536.68	239.74	5234.16
RURAL WATER SUPPLY	1152.62	13117.02	811.19	16610.54	835.81	14675.48	1450.98	9669.51	1110.01	9819.13
SEWERAGE & SANITATION	0.00	69.93	0.00	154.42	4.35	135.61	0.00	41.53	10.85	448.41

TABLE II.51

Capital plus Revenue Expenditure (Maharashtra)

(in Rs. Lakh)

HEADS / YEAR	1985-86 TOTAL	1986-87 TOTAL	1987-88 TOTAL	1988-89 TOTAL	1989-90 TOTAL
I. MEDICAL AND PUBLIC HEALTH	22736.03	26913.10	23504.29	32816.06	33062.74
A. MEDICAL	12748.62	14736.14	15704.37	17575.70	18207.43
B. PUBLIC HEALTH	10382.53	12514.32	6818.73	14886.87	14855.31
II. FAMILY WELFARE	4692.36	4449.98	29.45	4617.22	5380.00
III. WATER SUPPLY AND SANITATION	19841.75	20795.70	1246.60	17940.59	17809.14
WATER SUPPLY	20269.52	21623.02	2162.17	18617.79	17080.40
URBAN WATER SUPPLY	6062.92	1350.83	823.86	6219.51	5473.90
RURAL WATER SUPPLY	14714.91	17875.95	1290.66	11416.54	10929.14
SEWERAGE & SANITATION	206.79	687.47	166.42	230.54	459.26

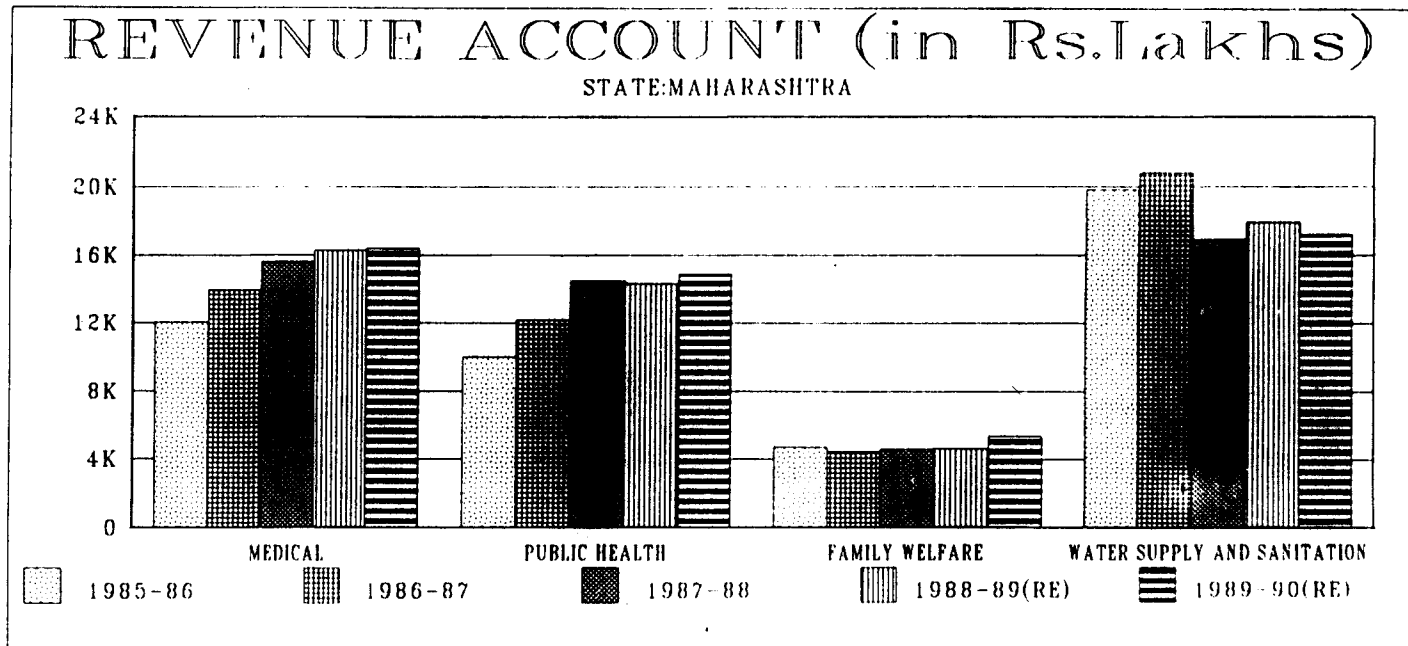


TABLE II.52

Details of Revenue Expenditure (Maharashtra)

(in Rs. Lakh)

HEADS / YEAR	1985-86		1986-87		1987-88		1988-89(RE)		1989-90(RE)	
	NON-PLAN	PLAN	NON-PLAN	PLAN	NON-PLAN	PLAN	NON-PLAN	PLAN	NON-PLAN	PLAN
1. MEDICAL										
A. ALLOPATHY :										
DIRECTION & ADMINISTRATION	143.09	0.36	270.23	0.00	167.00	1.49	181.24	2.54	174.90	4.03
MEDICAL RELIEF	6763.54	182.79	7892.19	196.62	9563.88	167.51	8746.69	372.01	8759.85	436.42
E.S.I	2452.56	10.34	2686.80	15.60	2831.61	6.34	3141.38	79.56	3068.98	50.05
MEDICAL STORES DEPOTS										
TRIBAL AREA SUB-PLAN	0.00	0.00	0.00	0.00	0.00	0.00	0.00	0.00	0.00	0.00
OTHER EXPENDITURE	50.46	8.50	53.08	10.00	57.09	0.00	70.39	131.09	72.88	46.00
TOTAL A:	9409.65	201.99	10902.30	222.22	12619.58	175.34	12139.70	585.20	12076.70	536.50
B. MEDICAL EDUCATION TRAINING & RESEARCH	1676.16	12.43	1864.31	2.14	1928.81	18.38	2413.06	121.23	2453.38	328.03
C. OTHER SYSTEM OF MEDICINE(T)	728.19	9.49	928.31	0.00	865.80	0.00	1019.09	6.45	988.55	10.00
MEDICAL TOTAL:(A+B+C)	11814.00	223.91	13694.92	224.36	15414.19	193.72	15571.85	712.88	15518.63	874.53
2. FAMILY PLANNING	37.27	4655.09	36.65	4413.33	29.45	4540.39	33.01	4584.21	448.91	4910.23
MATERNITY & CHILD HEALTH	0.00	140.55	0.00	284.54	0.00	379.62	0.00	261.38	415.10	567.13
3. PUBLIC HEALTH AND SANITATION										
DIRECTION & ADMINISTRATION	3267.51	9.20	4047.68	10.41	3908.48	5.31	4686.34	7.35	4912.97	7.75
PREVENTION & CONTROL OF DISEASES	1600.78	2722.63	1841.92	3364.77	2048.40	3964.11	2075.94	3142.82	1863.03	2062.03
PREVENTION OF FOOD ADULTRATION	58.50	0.00	62.55	0.00	71.06	0.00	83.02	0.00	237.70	20.79
PREVENTION OF AIR & WATER POLLUTION	75.60	18.28	79.58	21.15	90.93	38.94	94.49	29.90	105.41	36.30

TABLE II.52 (Contd.)

(in Rs. Lakh)

HEADS / YEAR	1985-86		1986-87		1987-88		1988-89(RE)		1989-90(RE)	
	NON-PLAN	PLAN	NON-PLAN	PLAN	NON-PLAN	PLAN	NON-PLAN	PLAN	NON-PLAN	PLAN
DRUG CONTROL	166.69	5.00	184.54	0.06	208.43	0.14	256.72	17.79	88.27	0.00
TRAINING	16.87	4.58	17.80	4.18	17.58	9.69	20.58	11.00	18.83	13.50
HEALTH STATISTICS & RESEARCH	21.65	0.00	0.00	0.00	26.62	0.00	29.26	0.00	32.47	0.00
HEALTH EDUCATION & PUBLICITY	21.71	81.86	25.20	70.63	50.03	43.63	27.85	45.00	24.64	22.00
MANUFACTURE OF SERA & VACCINE	16.01	0.00	16.86	0.00	20.02	0.00	22.73	0.00	20.92	0.00
PUBLIC HEALTH LABS.	76.74	5.98	85.65	12.59	106.73	20.61	102.65	24.48	106.95	30.00
HEALTH TRANSPORT	0.00	0.00	0.00	0.00	0.00	0.00	0.00	0.00	0.00	0.00
OTHER EXPENDITURE	71.69	1744.40	176.72	2147.27	178.39	3669.69	93.98	3570.60	113.77	5137.98
SEWERAGE SERVICES										
TRIBAL AREA SUB-PLAN										
SANITATION SERVICES	5.42	0.00	0.00	0.00	4.35	0.00	4.80	0.00	4.73	0.00
TOTAL 3:	5399.17	4591.93	6538.50	5631.06	6731.07	7752.12	7498.36	6848.94	7529.69	7330.35
TOTAL(Public Health):	5393.75	4591.93	6538.50	5631.06	6726.72	7752.12	7493.56	6848.94	7524.96	7330.35
4. WATER SUPPLY AND SANITATION	3109.27	16727.04	1121.40	19665.31	1242.58	15656.88	1301.16	16618.75	1378.11	15831.03
WATER SUPPLY	3109.27	16657.11	1124.86	19510.89	1629.66	15521.27	1648.75	16577.22	1697.78	15382.62
URBAN WATER SUPPLY PROGRAMMES	214.77	5266.02	66.79	296.77	206.94	845.79	197.77	5536.68	239.74	5234.16
RURAL WATER SUPPLY PROGRAMMES	1152.62	13117.02	811.19	16610.54	835.81	14675.48	1450.98	9669.51	1110.01	9819.13
ASSISTANCE TO LOCAL BODIES	1005.42	16745.81	761.97	14320.78	812.73	12514.33	978.62	12240.96	1074.97	11139.52
SEWERAGE AND SANITATION	0.00	69.93	0.00	154.42	4.35	135.61	0.00	41.53	10.85	448.41
ASSISTANCE TO LOCAL BODIES	0.00	21.45	0.00	129.42	0.00	60.36	0.00	26.71	0.00	37.61

TABLE II.53

Details of Medical relief (Maharashtra)

(in Rs. Lakh)

ITEMS	1985-86		1986-87		1987-88		1988-89(RE)		1989-90(RE)	
	NON-PLAN	PLAN	NON-PLAN	PLAN	NON-PLAN	PLAN	NON-PLAN	PLAN	NON-PLAN	PLAN
HOSPITALS	5973.41	146.63	7010.71	160.45	8131.12	158.71	7752.96	342.76	7826.13	409.73
DISPENSARIES	104.17	11.36	112.99	16.47	133.54	5.40	150.35	8.09	146.06	7.97
PRIMARY HEALTH CENTRES	582.33	2.50	655.92	6.00	1084.06	3.40	644.18	4.16	645.23	3.72
COMMUNITY HEALTH CENTRES	0.00	0.00	0.00	0.00	0.00	0.00	0.00	0.00	0.00	0.00
SUB-CENTRES	0.00	0.00	0.00	0.00	0.00	0.00	0.00	0.00	0.00	0.00
E.S.I	2452.56	10.34	2686.80	15.60	2831.61	6.34	3141.38	79.56	3068.98	50.05
OTHERS	103.63	22.30	112.57	13.70	215.17	0.00	199.20	17.00	142.43	15.00
TOTAL	9216.10	193.13	10578.99	212.22	12395.49	173.85	11888.07	451.57	11828.83	486.47

TABLE II.54

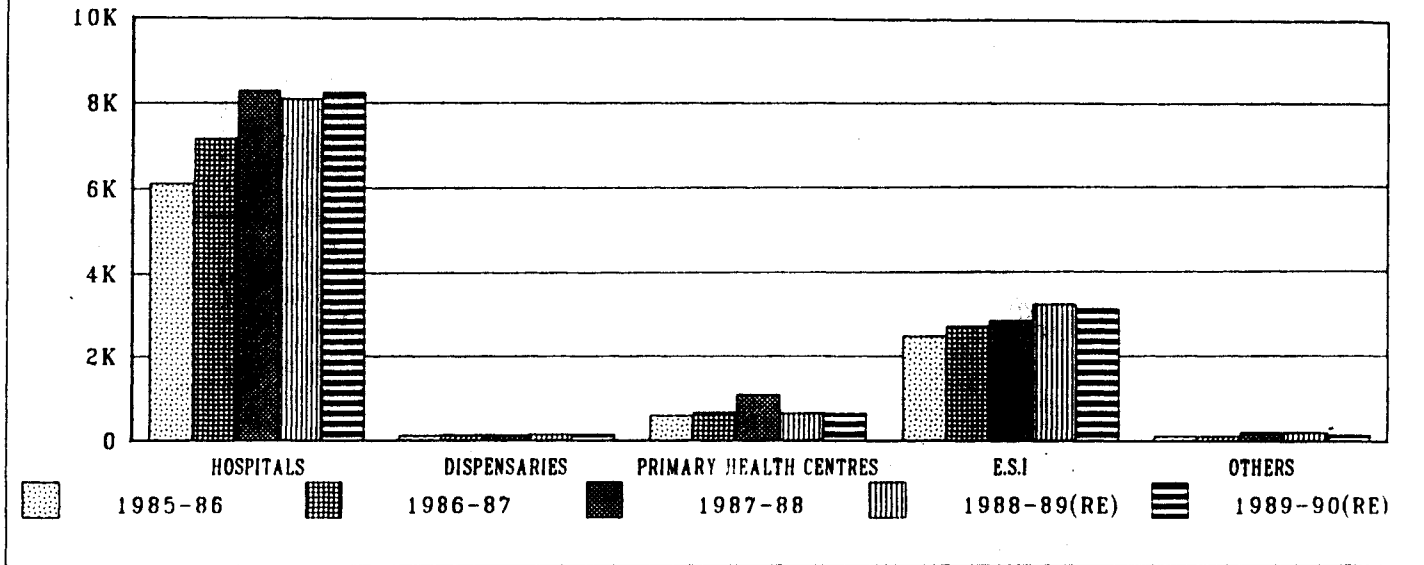
Details of Disease Control Programmes (Maharashtra)

(in Rs. Lakh)

ITEMS	1985-86		1986-87		1987-88		1988-89(RE)		1989-90(BE)	
	NON-PLAN	PLAN	NON-PLAN	PLAN	NON-PLAN	PLAN	NON-PLAN	PLAN	NON-PLAN	PLAN
IMMUNISATION	323.46	NA	350.98	9.70	431.51	29.00	375.59	116.86	0.00	0.00
PLAGUE	2.72	NA	2.46	NA	4.32	NA	0.51	0.00	0.39	0.00
CHOLERA	112.35	3.70	124.06	3.50	145.78	4.40	150.57	4.54	167.24	5.00
LEPROSY	664.93	121.30	731.40	153.79	801.91	115.52	841.61	327.22	964.99	368.18
MALARIA	225.10	2355.84	256.15	2589.41	278.88	3565.74	313.43	2338.00	311.35	1339.80
FILARIA	153.62	31.57	184.98	215.57	203.40	49.69	188.47	74.10	216.26	78.90
SMALL POX	0.00	0.00	0.00	0.00	0.00	0.00	0.00	0.00	0.00	0.00
TB CONT.	85.58	97.07	96.77	382.06	126.14	191.88	90.30	254.00	100.71	240.00
OTHERS	32.72	210.22	95.12	10.74	56.46	7.88	73.20	28.10	102.09	30.15
TOTAL:	1600.78	2819.70	1841.92	3364.77	2048.40	3964.11	2033.68	3142.82	1863.03	2062.03

MEDICAL RELIEF(In Rs. Lakhs)

STATE:MAHARASHTRA



PREVENTION AND CONTROL OF DISEASES

MAHARASHTRA:

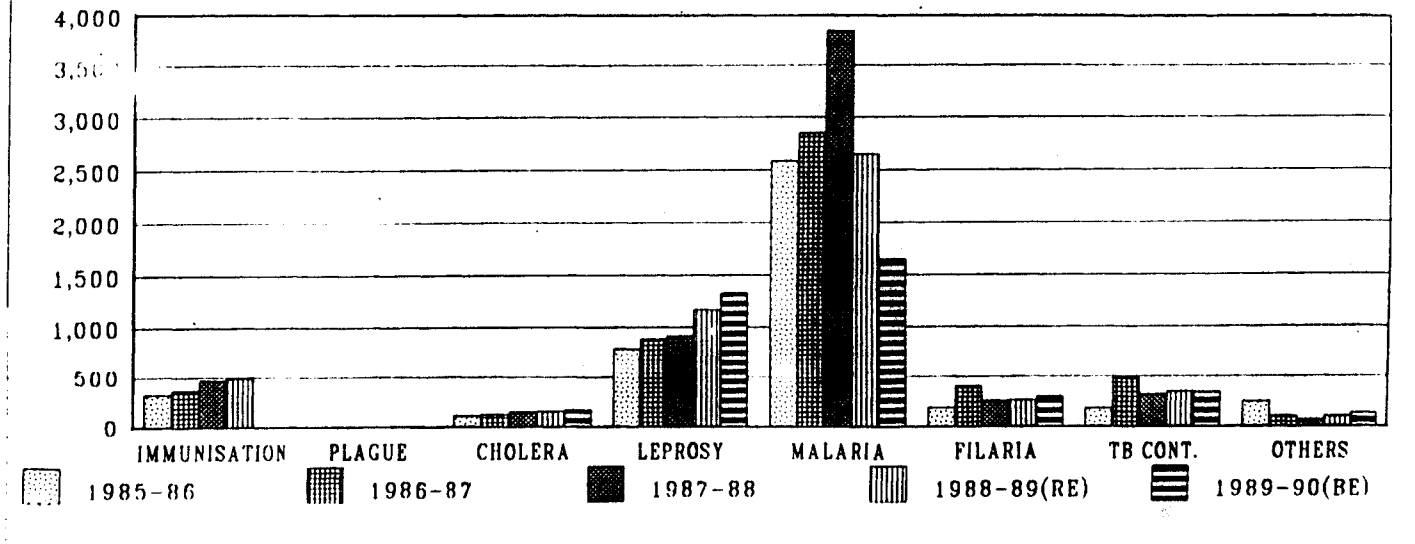


TABLE II.55

Expenditure on Capital account - Plan and Non-plan (Orissa)

(in Rs. Lakh)

HEADS / YEAR	1985-86		1986-87		1987-88		1988-89		1989-90	
	NON-PLAN	PLAN	NON-PLAN	PLAN	NON-PLAN	PLAN	NON-PLAN	PLAN	NON-PLAN	PLAN
I. MEDICAL AND PUBLIC HEALTH(4210)	0.00	139.27	3.47	153.32	5.15	108.53	0.00	57.39	0.00	14.47
A. MEDICAL	0.00	139.27	3.47	153.32	5.15	109.14	0.00	62.47	0.00	14.47
B. PUBLIC HEALTH	0.00	0.00	0.00	0.00	0.00	0.00	0.00	0.00	0.00	0.00
II. FAMILY WELFARE(4211)	0.00	0.00	0.00	0.00	0.00	1.74	0.00	2.75	0.00	0.00
III. WATER SUPPLY AND SANITATION(4215)	0.00	371.72	0.00	504.50	0.00	548.12	0.00	555.75	0.00	113.69
WATER SUPPLY	0.00	297.71	0.00	296.69	0.00	441.41	0.00	482.33	0.00	40.30
URBAN WATER SUPPLY	0.00	207.15	0.00	229.90	0.00	326.01	0.00	257.83	0.00	20.30
RURAL WATER SUPPLY	0.00	90.56	0.00	66.79	0.00	79.93	0.00	224.50	0.00	20.00
SEWERAGE & SANITATION	0.00	74.01	0.00	207.81	0.00	106.71	0.00	73.42	0.00	13.00

TABLE II.56

Expenditure on Revenue account - Plan and Non-plan (Orissa)

(in Rs. Lakh)

HEADS / YEAR	1985-86		1986-87		1987-88		1988-89		1989-90	
	NON-PLAN	PLAN	NON-PLAN	PLAN	NON-PLAN	PLAN	NON-PLAN	PLAN	NON-PLAN	PLAN
I. MEDICAL AND PUBLIC HEALTH(2210)	3957.83	1841.63	5339.20	1835.68	5854.91	1953.57	6118.96	2429.44	7243.40	2896.41
A. MEDICAL	3225.73	1100.01	4124.40	1014.32	4611.66	1259.77	4830.02	1712.05	5806.36	1959.33
URBAN MEDICAL SERVICES	1584.19	439.48	2005.16	440.52	2302.74	178.31	2417.92	216.35	2783.98	265.12
RURAL MEDICAL SERVICES	1137.01	318.34	1463.16	418.09	1623.21	0.15	1713.67	0.13	2049.64	0.20
B. PUBLIC HEALTH	732.10	741.62	1214.80	821.36	1243.25	693.80	1288.94	717.39	1437.04	937.08
II. FAMILY WELFARE(2211)	NA	1552.66	NA	1722.16	NA	2208.31	NA	2414.48	NA	4196.22
III. WATER SUPPLY AND SANITATION(2215)	1499.66	2076.17	1108.06	2615.86	1376.33	3344.72	2024.90	3257.14	1971.79	2937.66
WATER SUPPLY	3017.00	2037.72	3174.91	2573.73	4012.51	3210.97	4503.38	3140.24	4006.71	3001.07
URBAN WATER SUPPLY	619.58	17.80	667.17	9.16	919.78	4.87	819.14	10.16	1019.98	154.91
RURAL WATER SUPPLY	255.57	955.58	289.46	1636.93	306.19	1776.43	325.33	2955.20	323.28	1774.68
SEWERAGE & SANITATION	0.93	38.45	0.88	42.13	0.89	133.75	0.94	116.90	1.77	84.66

TABLE II.57

Capital plus Revenue Expenditure (Orissa)

(in Rs. Lakh)

HEADS / YEAR	1985-86 TOTAL	1986-87 TOTAL	1987-88 TOTAL	1988-89 TOTAL	1989-90 TOTAL
I. MEDICAL AND PUBLIC HEALTH	5938.73	7331.67	7922.16	8605.79	10154.28
A. MEDICAL	4465.01	5295.51	5985.72	6604.54	7780.16
B. PUBLIC HEALTH	1473.72	2036.16	1937.05	2006.33	2374.12
II. FAMILY WELFARE	NA	NA	NA	NA	NA
III. WATER SUPPLY AND SANITATION	3947.55	4228.42	5269.17	5837.79	5023.14
WATER SUPPLY	5352.43	6045.33	7664.89	8125.95	7048.08
BAN WATER SUPPLY	844.53	906.23	1250.66	1087.13	1195.19
RURAL WATER SUPPLY	1301.71	1993.18	2162.55	3505.03	2117.96
SEWERAGE & SANITATION	113.39	250.82	241.35	191.26	99.43

REVENUE ACCOUNT (in Rs.Lakhs)

STATE:ORISSA

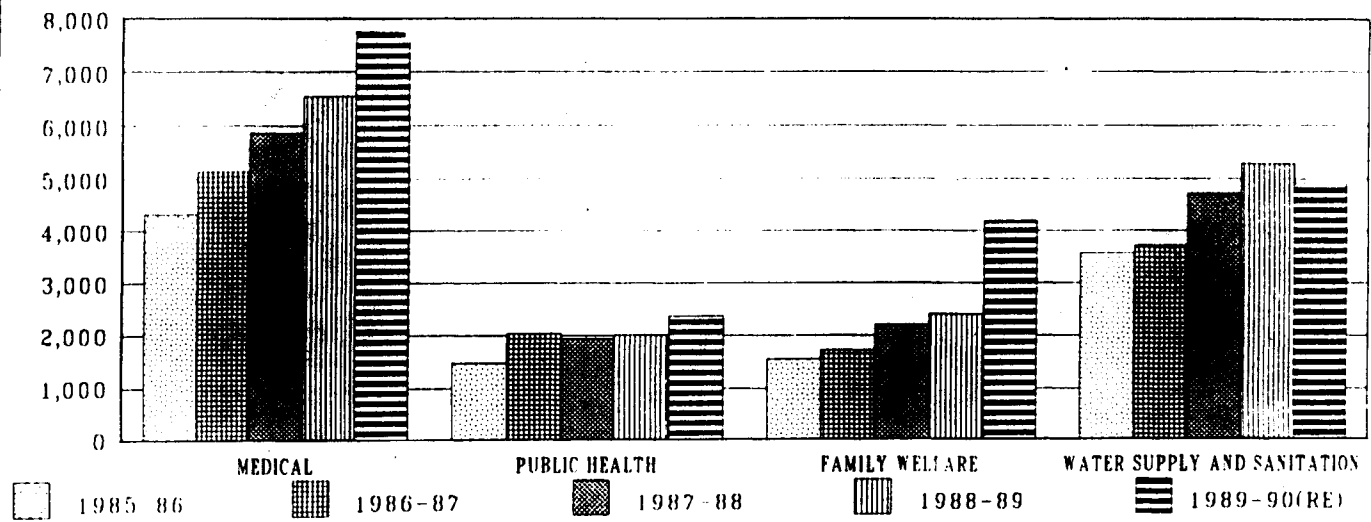


TABLE II.58

Details of Revenue Expenditure (Orissa)

(in Rs. Lakh)

HEADS / YEAR	1985-86		1986-87		1987-88		1988-89		1989-90(RE)	
	NON-PLAN	PLAN	NON-PLAN	PLAN	NON-PLAN	PLAN	NON-PLAN	PLAN	NON-PLAN	PLAN
1. MEDICAL										
A. ALLOPATHY :										
DIRECTION & ADMINISTRATION	92.07	7.68	81.20	3.35	94.58	6.09	95.52	8.22	113.24	10.94
MEDICAL RELIEF	2291.55	610.80	2863.06	651.44	3320.03	522.97	3507.18	653.35	4074.18	865.44
E.S.I	151.81	76.83	171.66	0.00	179.17	130.84	189.47	150.52	210.47	162.82
MEDICAL STORES DEPOTS	1.11	0.00	4.27		5.09	0.00	5.04	0.00	6.08	0.00
TRIBAL AREA SUB-PLAN	0.00	182.62		77.68	0.00	250.65	0.00	540.37	0.00	427.07
OTHER EXPENDITURE	153.89	68.06	261.96	93.36	248.62	120.98	252.51	84.02	310.07	97.36
TOTAL A:	2690.43	945.99	3382.15	825.83	3847.49	1031.53	4049.72	1436.48	4714.04	1563.63
B. MEDICAL EDUCATION TRAINING & RESEARCH	352.72	74.69	484.42	99.38	506.54	115.25	508.96	130.71	762.27	197.30
C. OTHER SYSTEM OF MEDICINE(T)	182.58	79.33	257.83	89.11	257.63	12.99	271.34	144.86	330.05	198.40
MEDICAL TOTAL:(A+B+C)	3225.73	1100.01	4124.40	1014.32	4611.66	1259.77	4830.02	1712.05	5806.36	1959.33
2. FAMILY PLANNING	NA	1552.66		1722.16		2208.31		2414.48		4196.22
MATERNITY & CHILD HEALTH	NA	2.53		18.26		11.57		13.77		23.33
3. PUBLIC HEALTH AND SANITATION										
DIRECTION & ADMINISTRATION	192.79	0.00	240.97		230.59	0.00	257.52	0.00	299.70	5.35
PREVENTION & CONTROL OF DISEASES	455.42	707.32	862.56	776.10	888.07	631.24	895.86	643.57	980.36	793.71
PREVENTION OF FOOD ADULTRATION	8.71	0.00	11.79		15.98	0.00	16.28	0.00	18.76	0.00
PREVENTION OF AIR & WATER POLLUTION	0.00	0.00								
DRUG CONTROL	17.39	8.72	21.93	15.76	26.76	10.29	28.70	10.41	38.15	20.90
TRAINING	1.75	0.00	1.98		2.35	0.00	2.60	0.00	2.63	0.00
HEALTH STATISTICS & RESEARCH	21.98	0.00	32.79		40.31	0.00	43.86	0.00	48.05	0.00

TABLE II.58 (Contd.)

(in Rs. Lakh)

HEADS / YEAR	1985-86		1986-87		1987-88		1988-89		1989-90(RE)	
	NON-PLAN	PLAN	NON-PLAN	PLAN	NON-PLAN	PLAN	NON-PLAN	PLAN	NON-PLAN	PLAN
HEALTH EDUCATION & PUBLICITY	4.38	1.98	4.93	3.50	5.97	2.31	6.32	0.35	6.83	2.00
MANUFACTURE OF SERA & VACCINE	11.62	0.39	15.89	1.00	10.60	2.00	11.23	2.00	12.45	2.00
PUBLIC HEALTH LABS.	18.04	0.00	20.43		22.60	0.00	25.52	0.00	28.56	0.00
HEALTH TRANSPORT	0.00	0.00								
OTHER EXPENDITURE	0.02	0.00	1.53		0.02	0.00	1.05	0.00	1.55	0.00
SEWERAGE SERVICES										
TRIBAL AREA SUB-PLAN	0.00	23.21	0.00	25.00	0.00	47.96	0.00	61.06	0.00	113.12
SANITATION SERVICES	0.93	0.00			0.89	70.04	0.94	40.00	1.41	45.00
TOTAL 3:	733.03	741.62	1214.80	821.36	1244.14	763.84	1289.88	757.39	1438.45	982.08
TOTAL(PUBLIC HEALTH):	732.10	741.62	1214.80	821.36	1243.25	693.80	1288.94	717.39	1437.04	937.08
WATER SUPPLY AND SANITATION	1499.66	2076.17	1108.06	2615.86	1376.33	3344.72	2024.90	3257.14	1971.79	2937.66
WATER SUPPLY	3017.00	2037.72	3174.91	2573.73	4012.51	3210.97	4503.38	3140.24	4006.71	3001.07
URBAN WATER SUPPLY PROGRAMMES	619.58	17.80	667.17	9.16	919.78	4.87	819.14	10.16	1019.98	154.91
RURAL WATER SUPPLY PROGRAMMES	255.57	955.58	289.46	1636.93	306.19	1776.43	325.33	2955.20	323.28	1774.68
ASSISTANCE TO LOCAL BODIES	9.35	29.71	9.63	24.32	10.00	53.17	9.77	55.87	9.17	71.70
SEWERAGE AND SANITATION	0.93	38.45	0.88	2.13	0.89	133.75	0.94	116.90	1.77	84.66
ASSISTANCE TO LOCAL BODIES	0.00	38.42	0.00	106.14	0.00	40.00	0.00	94.00	13.72	20.00

TABLE II.59

Details of Medical relief (Orissa)

(in Rs. Lakh)

ITEMS	1985-86		1986-87		1987-88		1988-89		1989-90(RE)	
	NON-PLAN	PLAN	NON-PLAN	PLAN	NON-PLAN	PLAN	NON-PLAN	PLAN	NON-PLAN	PLAN
HOSPITALS	1422.11	368.38	1654.14	302.39	1920.35	269.52	2207.63	354.59	2510.52	428.49
DISPENSARIES	107.23	0.00	2.95	0.00	5.02	0.00	5.46	0.00	5.92	0.00
PRIMARY HEALTH CENTRES	615.52	318.71	1032.96	222.56	1186.15	376.47	1069.46	660.46	1254.09	605.66
COMMUNITY HEALTH CENTRES	0.00	6.75	0.00	10.18	0.00	12.71	0.00	18.38	0.00	67.22
SUB-CENTRES	146.69	94.39	173.01	116.31	208.51	107.76	224.63	149.72	247.97	179.06
E.S.I	151.81	76.83	171.66	82.21	179.17	130.84	189.47	150.52	210.47	162.82
OTHERS	0.00	0.00	0.00	0.00	0.00	0.00	0.00	0.00	0.00	0.00
TOTAL	2443.36	865.06	3034.72	733.65	3499.20	897.30	3696.65	1333.67	4284.65	1443.25

TABLE II.60

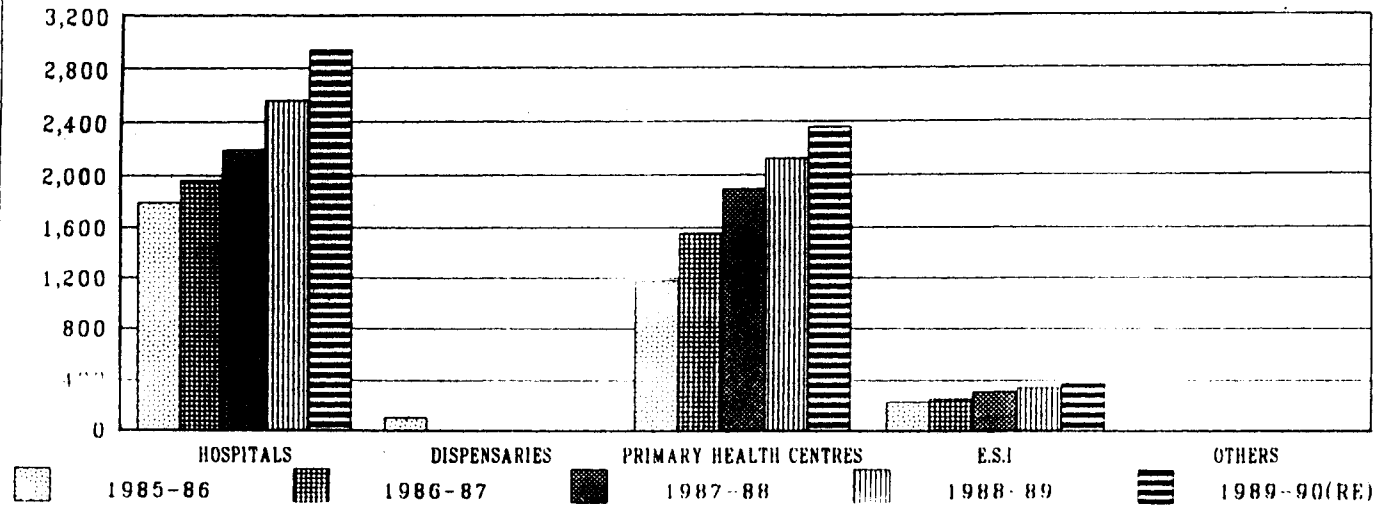
Details of Disease Control Programmes (Orissa)

(in Rs. Lakh)

ITEMS	1985-86		1986-87		1987-88		1988-89		1989-90(RE)	
	NON-PLAN	PLAN	NON-PLAN	PLAN	NON-PLAN	PLAN	NON-PLA	PLAN	NON-PLAN	PLAN
IMMUNISATION	NA	NA	NA	NA	NA	NA	NA	NA	NA	NA
PLAGUE	NA	NA	NA	NA	NA	NA	NA	NA	NA	NA
CHOLERA	0	1.84	NA	NA	NA	NA	NA	NA	NA	NA
LEPROSY	214.95	67.11	299.12	103.05	315.98	120.75	322.92	155.94	365.1	296.07
MALARIA	9.90	589.40	NA	633.04	300.00	461.24	300.00	451.96	300.00	540.00
FILARIA	36.57	24.66	39.3	20.94	43.63	23.97	46.9	33.68	47.53	35.74
SMALL POX	NA	NA	NA	NA	NA	NA	NA	NA	NA	NA
TB CONT.	NA	NA	NA	NA	NA	NA	NA	NA	NA	NA
OTHERS	194	24.31	224.14	19.07	228.46	25.28	226.04	29.42	267.73	34.82
TOTAL:	455.42	707.32	562.56	776.1	888.07	631.24	895.86	671	980.36	906.63

MEDICAL RELIEF (In Rs. Lakhs)

STATE:ORISSA



PREVENTION AND CONTROL OF DISEASES

ORRISA:

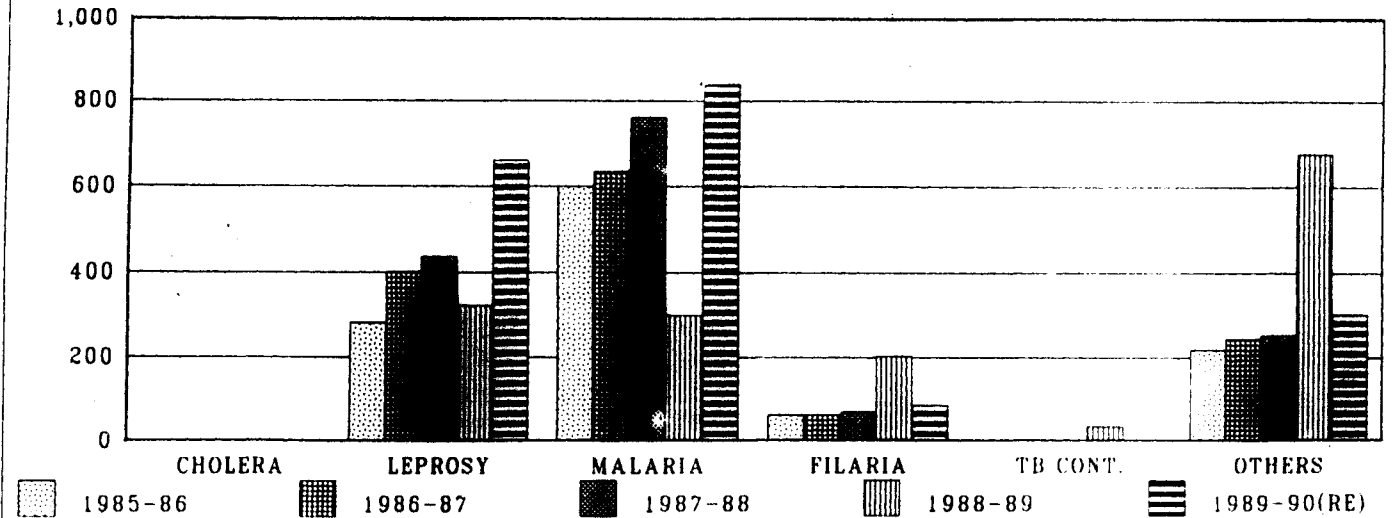


TABLE II.61

Expenditure on Capital account - Plan and Non-plan (Punjab)

(in Rs. Lakh)

HEADS / YEAR	1985-86		1986-87		1987-88		1988-89		1989-90	
	NON-PLAN	PLAN	NON-PLAN	PLAN	NON-PLAN	PLAN	NON-PLAN	PLAN	NON-PLAN	PLAN
I. MEDICAL AND PUBLIC HEALTH	0.00	350.64	21.45	457.47	0.00	516.46	0.00	491.53	0.00	395.59
A. MEDICAL	0.00	350.64	0.00	0.00	0.00	0.00	0.00	0.00	0.00	395.59
B. PUBLIC HEALTH	0.00	0.00	0.00	0.00	0.00	0.00	0.00	0.00	0.00	0.00
II. FAMILY WELFARE	0.00	291.98	0.00	187.49	0.00	143.52	0.00	81.67	0.00	52.77
III. WATER SUPPLY AND SANITATION	0.00	0.00	0.00	0.00	0.00	0.40	0.00	-0.45	0.00	-0.59
WATER SUPPLY	0.00	0.00	0.00	0.00	0.00	0.40	0.00	-0.45	0.00	-0.59
URBAN WATER SUPPLY	0.00	0.00	0.00	0.00	0.00	0.00	0.00	0.00	0.00	-0.59
RURAL WATER SUPPLY	0.00	0.00	0.00	0.00	0.00	0.00	0.00	0.00	0.00	NA
SEWERAGE & SANITATION	0.00	0.00	0.00	0.00	0.00	0.00	0.00	0.00	0.00	NA

TABLE II.62

Expenditure on Revenue account - Plan and Non-plan (Punjab)

(in Rs. Lakh)

HEADS / YEAR	1985-86		1986-87		1987-88		1988-89		1989-90	
	NON-PLAN	PLAN	NON-PLAN	11.00	NON-PLAN	PLAN	NON-PLAN	PLAN	NON-PLAN	PLAN
I. MEDICAL AND PUBLIC HEALTH(2210)	6382.85	852.77	6560.83	1384.84	7859.32	1304.38	9368.72	1505.49	11894.37	2030.66
A. MEDICAL	5701.72	189.66	5773.57	501.06	7076.40	540.12	8496.81	764.41	10737.64	1009.75
URBAN MEDICAL SERVICES	5090.08	135.32	5116.99	266.37	3230.46	283.53	3688.54	413.94	4439.52	606.74
RURAL MEDICAL SERVICES	NA	NA	NA	125.75	3067.75	150.56	3888.27	233.19	4864.19	266.47
B. PUBLIC HEALTH	681.13	663.11	787.26	883.78	782.92	764.26	871.91	741.08	1156.73	1020.91
II. FAMILY WELFARE(2211)	88.08	1106.04	107.53	1957.77	143.49	1294.41	239.83	1126.52	329.26	1335.34
III. WATER SUPPLY AND SANITATION(2215)	1077.92	1475.10	1111.73	1910.32	1417.88	2009.68	1339.49	2342.15	2389.38	2389.26
WATER SUPPLY	1077.92	1475.10	1080.39	1910.32	1402.24	1961.00	1334.79	2248.12	2389.38	2025.36
URBAN WATER SUPPLY	0.00	0.00	0.00	0.00	0.00	0.00	0.00	0.00	0.00	0.00
RURAL WATER SUPPLY	686.21	859.13	846.89	1013.74	723.00	1268.56	1.77	2248.12	17.49	2025.36
SEWERAGE & SANITATION	0.00	0.00	31.34	0.00	15.64	48.68	4.70	94.04	0.00	363.91

TABLE II.63

Capital plus Revenue Expenditure (Punjab)

(in Rs. Lakh)

HEADS / YEAR	1985-86 TOTAL	1986-87 TOTAL	1987-88 TOTAL	1988-89 TOTAL	1989-90 TOTAL
I. MEDICAL AND PUBLIC HEALTH	7586.26	8424.59	9680.16	11365.74	14320.62
A. MEDICAL	6242.02	6274.63	7616.52	9261.22	12142.98
B. PUBLIC HEALTH	1344.24	1671.04	1547.18	1612.99	2177.64
II. FAMILY WELFARE	1486.10	2252.79	1581.42	1448.02	1717.37
III. WATER SUPPLY AND SANITATION	2553.02	3022.05	3427.96	3681.19	4778.05
WATER SUPPLY	2553.02	2990.71	3363.64	3582.46	4414.15
URBAN WATER SUPPLY	0.00	0.00	0.00	0.00	-0.59
RURAL WATER SUPPLY	1545.34	1860.63	1991.56	2249.89	NA
SEWERAGE & SANITATION	0.00	31.34	64.32	98.74	NA

REVENUE ACCOUNT (in Rs.Lakhs)

STATE:PUNJAB

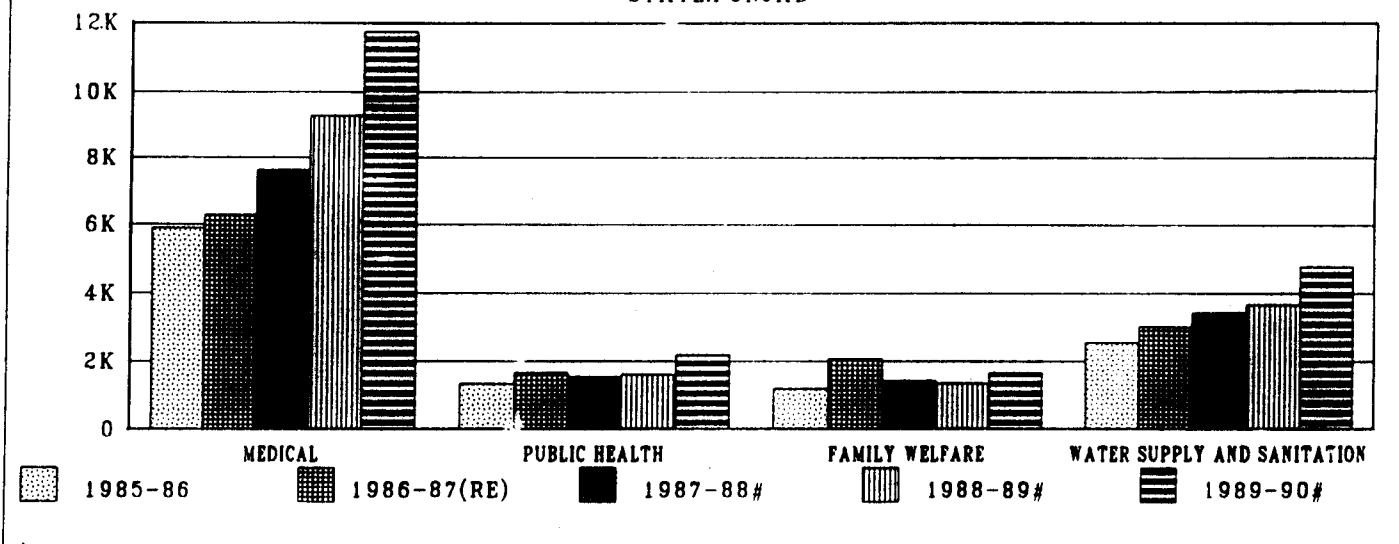


TABLE II.64

Details of Revenue Expenditure (Punjab)

(in Rs. Lakh)

HEADS / YEAR	1985-86		1986-87(RE)		1987-88#		1988-89#		1989-90#	
	NON-PLAN	PLAN	NON-PLAN	PLAN	NON-PLAN	PLAN	NON-PLAN	PLAN	NON-PLAN	PLAN
1. MEDICAL										
A. ALLOPATHY :										
DIRECTION & ADMINISTRATION	99.83		127.98	0.00	129.73	0.58	199.91	0.13	245.81	1.49
MEDICAL RELIEF	4201.37	125.98	4192.28	347.80	5184.95	322.87	6318.95	506.91	7736.43	670.45
E.S.I	441.26		437.91		509.70	67.32	580.00	86.46	667.25	144.10
MEDICAL STORES DEPOTS										
TRIBAL AREA SUB-PLAN										
OTHER EXPENDITURE					0.97					
TOTAL A:	4742.46	125.98	4758.17	347.80	5825.35	390.77	7098.86	593.50	8649.49	816.04
B. MEDICAL EDUCATION TRAINING & RESEARCH	611.64	54.34	656.58	108.94	777.72	106.03	879.02	117.27	1433.92	136.52
C. OTHER SYSTEM OF MEDICINE(T)	347.62	9.34	358.82	44.32	473.33	43.32	518.93	53.63	654.23	57.19
MEDICAL TOTAL:(A+B+C)	5701.72	189.66	5773.57	501.06	7076.40	540.12	8496.81	764.41	10737.64	1009.75
2. FAMILY PLANNING	88.08	1106.04	107.53	1957.77	143.49	1294.41	239.83	1126.52	329.26	1335.34
MATERNITY & CHILD HEALTH			0.00	25.35		10.89		5.18		5.16
3. PUBLIC HEALTH AND SANITATION										
DIRECTION & ADMINISTRATION	59.10		71.34		16.02	1.09	59.95		92.33	0.00
PREVENTION & CONTROL OF DISEASES	477.76		604.43		637.97	760.55	713.46	737.66	916.56	1016.78
PREVENTION OF FOOD ADULTRATION	9.72		17.46		22.93		26.97		37.19	0.00
PREVENTION OF AIR & WATER POLLUTION	55.26		0.00		15.64	0.00			0.00	0.00
DRUG CONTROL	11.37		13.96		21.19		25.18	2.61	30.02	0.00
TRAINING	19.15		21.05		26.29		13.58		28.78	0.00
HEALTH STATISTICS & RESEARCH	22.40		27.44						0.00	0.00

TABLE II.64 (Contd.)

(in Rs. Lakh)

HEADS / YEAR	1985-86		1986-87(RE)		1987-88#		1988-89#		1989-90#	
	NON-PLAN	PLAN	NON-PLAN	PLAN	NON-PLAN	PLAN	NON-PLAN	PLAN	NON-PLAN	PLAN
HEALTH EDUCATION & PUBLICITY	4.76		4.97		7.64		6.20		8.24	0.00
MANUFACTURE OF SERA & VACCINE	0.00		0.00						0.00	0.00
PUBLIC HEALTH LABS.	20.68		25.47		31.07	2.62	25.61	0.81	37.99	4.13
HEALTH TRANSPORT	0.00		0.00						0.00	0.00
OTHER EXPENDITURE	0.93		1.14		4.17		0.96		5.62	0.00
SEWERAGE SERVICES										
TRIBAL AREA SUB-PLAN										
SANITATION SERVICES	0.00		3.11		0.00	120.52	0.00	94.04	0.00	358.15
TOTAL 3:	681.13	663.11	790.37	883.78	782.92	884.78	871.91	835.12	1156.73	1379.06
TOTAL(PUBLIC HEALTH):	681.13	663.11	787.26	883.78	782.92	764.26	871.91	741.08	1156.73	1020.91
4. WATER SUPPLY AND SANITATION	1077.92	1475.10	1111.73	1910.32	1417.88	2009.68	1339.49	2342.15	2389.38	2389.26
WATER SUPPLY	1077.92	1475.10	1080.39	1910.32	1402.24	1961.00	1334.79	2248.12	2389.38	2025.36
URBAN WATER SUPPLY PROGRAMMES	0.00	0.00	0.00	0.00	0.00	0.00	0.00	0.00	0.00	0.00
RURAL WATER SUPPLY PROGRAMMES	686.21	859.13	846.89	1013.74	723.00	1268.56	1.77	2248.12	17.49	2025.36
ASSISTANCE TO LOCAL BODIES	0.00	0.00	0.00	0.00	0.00	0.00	0.00	0.00	0.00	0.00
SEWERAGE AND SANITATION	0.00	0.00	31.34	0.00	15.64	48.68	4.70	94.04	0.00	363.91
ASSISTANCE TO LOCAL BODIES	0.00	0.00	0.00	0.00	0.00	0.00	0.00	0.00	0.00	0.00

NOTE: # Data are from Finance Accounts.

TABLE II.65

Details of Medical relief (Punjab)

(in Rs. Lakh)

ITEMS	1985-86		1986-87(RE)		1987-88(BE)	
	NON-PLAN*	PLAN*	NON-PLAN#	PLAN#	NON-PLAN\$	PLAN\$
HOSPITALS	3468.97	0.00	3393.95	0.00	3189.30	0.00
DISPENSARIES	13.92	0.00	0.00	0.00	0.00	0.00
PRIMARY HEALTH CENTRES	0.00	0.00	60.54	0.00	59.23	0.00
COMMUNITY HEALTH CENTRES	0.00	0.00	0.00	0.00	0.00	0.00
SUB-CENTRES	0.00	0.00	0.00	0.00	0.00	0.00
E.S.I	441.26	0.00	437.91	0.00	368.68	0.00
OTHERS	8.90	0.00	0.00	0.00	0.00	0.00
TOTAL	4642.63	125.98	4630.19	347.80	4709.14	466.20

NOTE: * Unallocated 768.94 & 125.98 Lakhs | \$ Unallocated 1091.93 & 466.20 Lakhs. | # Unallocated 737.79 & 347.80 Lakhs.

TABLE II.66

Details of Disease Control Programmes (Punjab)

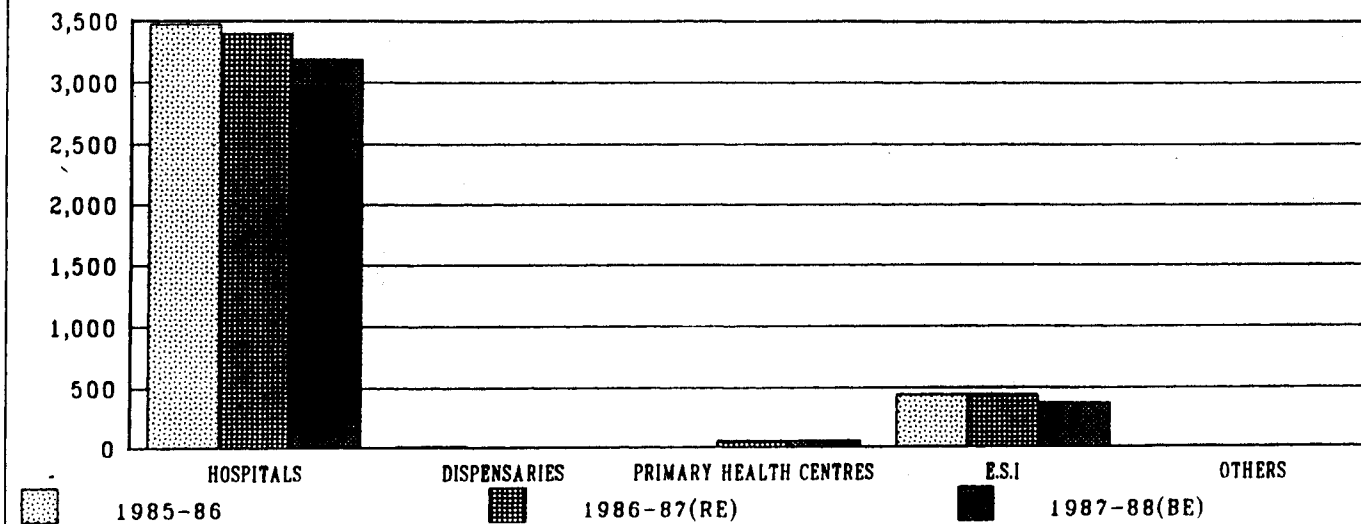
(in Rs. Lakh)

ITEMS	1985-86		1986-87(RE)		1987-88(BE)		1988-89(RE)		1989-90(BE)	
	NON-PLAN	PLAN	NON-PLAN	PLAN	NON-PLAN*	PLAN	NON-PLA	PLAN	NON-PLAN	PLAN
IMMUNISATION	NA	NA	1	NA	1	NA	NA	NA	NA	NA
PLAGUE	NA	NA	NA	NA	NA	NA	NA	NA	NA	NA
CHOLERA	NA	NA	NA	NA	NA	NA	NA	NA	NA	NA
LEPROSY	70.88	NA	83.84	NA	12.52	NA	NA	NA	NA	NA
MALARIA	346.12	NA	439.69	NA	420.62	NA	NA	NA	NA	NA
FILARIA	NA	NA	NA	NA	NA	NA	NA	NA	NA	NA
SMALL POX	40.36	NA	52.65	NA	50.90	NA	NA	NA	NA	NA
TB CONT.	NA	NA	23.45	NA	22.13	NA	NA	NA	NA	NA
OTHERS	20.4	NA	3.8	NA	NA	NA	NA	NA	NA	NA
TOTAL:	477.76	NA	604.43	NA	516.44	NA	NA	NA	NA	NA

NOTE : * Unallocated :9.27

MEDICAL RELIEF(In Rs. Lakhs)

STATE:PUNJAB



PREVENTION AND CONTROL OF DISEASES

PUNJAB:

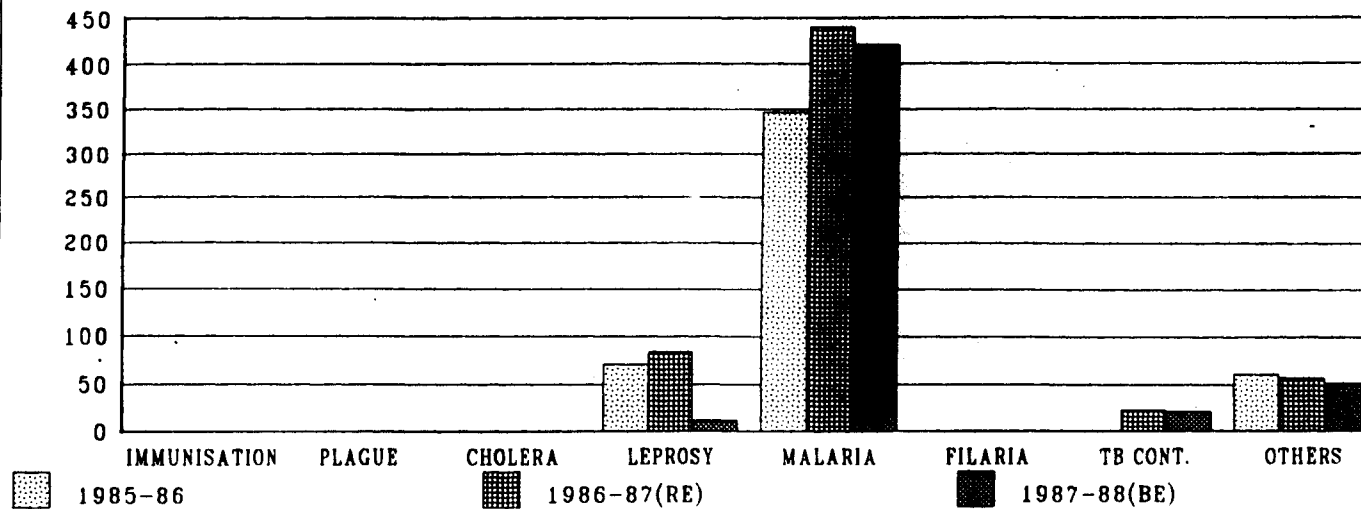


TABLE II.67

Expenditure on Capital account - Plan and Non-plan (Rajasthan)

(in Rs. Lakh)

HEADS / YEAR	1985-86		1986-87		1987-88		1988-89		1989-90	
	NON-PLAN	PLAN	NON-PLAN	PLAN	NON-PLAN	PLAN	NON-PLAN	PLAN	NON-PLAN	PLAN
I. MEDICAL AND PUBLIC HEALTH	0.00	336.99	0.00	425.86	0.00	506.85	0.00	458.58	0.00	443.43
A. MEDICAL	0.00	316.99	0.00	425.46	0.00	506.85	0.00	458.58	0.00	443.43
B. PUBLIC HEALTH	0.00	0.00	0.00	0.00	0.00	0.00	0.00	0.00	0.00	0.00
II. FAMILY WELFARE	0.00	86.40	0.00	15.66	0.00	22.34	0.00	38.88	0.00	199.70
III. WATER SUPPLY AND SANITATION	0.00	8679.50	0.00	8922.62	0.00	13531.94	0.00	14427.49	0.00	11394.40
WATER SUPPLY	0.00	8589.49	0.00	9115.47	0.00	13460.81	0.00	13642.04	0.00	0.00
URBAN WATER SUPPLY	0.00	1659.90	0.00	1802.25	0.00	5744.12	0.00	3761.80	0.00	0.00
RURAL WATER SUPPLY	0.00	6635.18	0.00	7028.63	0.00	7491.18	0.00	9700.25	0.00	0.00
SEWERAGE & SANITATION	0.00	89.91	0.00	364.59	0.00	71.13	0.00	785.45	0.00	0.00

TABLE II.68

Expenditure on Revenue account - Plan and Non-plan (Rajasthan)

(in Rs. Lakh)

HEADS / YEAR	1985-86		1986-87		1987-88		1988-89		1989-90	
	NON-PLAN	PLAN	NON-PLAN	PLAN	NON-PLAN	PLAN	NON-PLAN	PLAN	NON-PLAN	PLAN
I. MEDICAL AND PUBLIC HEALTH(2210)	7591.66	2072.07	8690.10	2549.11	10056.05	3167.84	11290.89	3466.71	12859.79	4672.68
A. MEDICAL	7171.87	784.94	8199.00	1082.73	9483.09	1735.05	10606.05	2239.20	12147.32	2774.96
B. PUBLIC HEALTH	419.79	1287.13	491.10	1466.38	572.96	1432.79	684.84	1227.51	712.47	1897.72
II. FAMILY WELFARE	387.22	2202.31	342.29	2277.38	347.93	2077.66	240.98	2926.96	405.42	4373.59
III. WATER SUPPLY AND SANITATION(2215)	6110.86	637.10	8001.93	60.65	9088.56	-224.37	9861.31	138.63	11371.62	708.30
WATER SUPPLY	5762.17	259.50	7150.41	41.95	8175.35	0.00	8825.71	0.00	11067.56	2.00
URBAN WATER SUPPLY	3871.84	259.50	4641.88	41.95	4988.48	0.00	5785.97	0.00	6869.77	0.00
RURAL WATER SUPPLY	1808.42	0.00	2388.70	0.00	3004.70	0.00	2901.91	0.00	4013.74	2.00
SEWERAGE & SANITATION	348.69	349.60	853.59	18.70	911.57	-224.37	1035.60	138.63	304.06	706.30

TABLE II.69

Capital plus Revenue Expenditure (Rajasthan)

(in Rs. Lakh)

HEADS / YEAR	1985-86 TOTAL	1986-87 TOTAL	1987-88 TOTAL	1988-89 TOTAL	1989-90 TOTAL
I. MEDICAL AND PUBLIC HEALTH	9980.72	11665.07	13730.74	15216.18	17975.9
A. MEDICAL	8273.80	9707.19	11724.99	13303.83	15365.71
B. PUBLIC HEALTH	1706.92	1957.48	2005.75	1912.35	2610.19
II. FAMILY WELFARE	2675.93	2635.33	3047.93	3206.82	4978.71
III. WATER SUPPLY AND SANITATION	15427.36	16985.20	22396.13	24427.43	23474.32
WATER SUPPLY	14611.16	16307.83	21636.16	22467.75	11069.56
URBAN WATER SUPPLY	5791.24	6486.08	10732.60	9547.77	6869.77
RURAL WATER SUPPLY	8443.60	9417.33	10495.88	12602.16	4015.74
SEWERAGE & SANITATION	788.20	1236.88	758.33	1959.68	1010.36

REVENUE ACCOUNT (in Rs.Lakhs)

STATE:RAJASTHAN

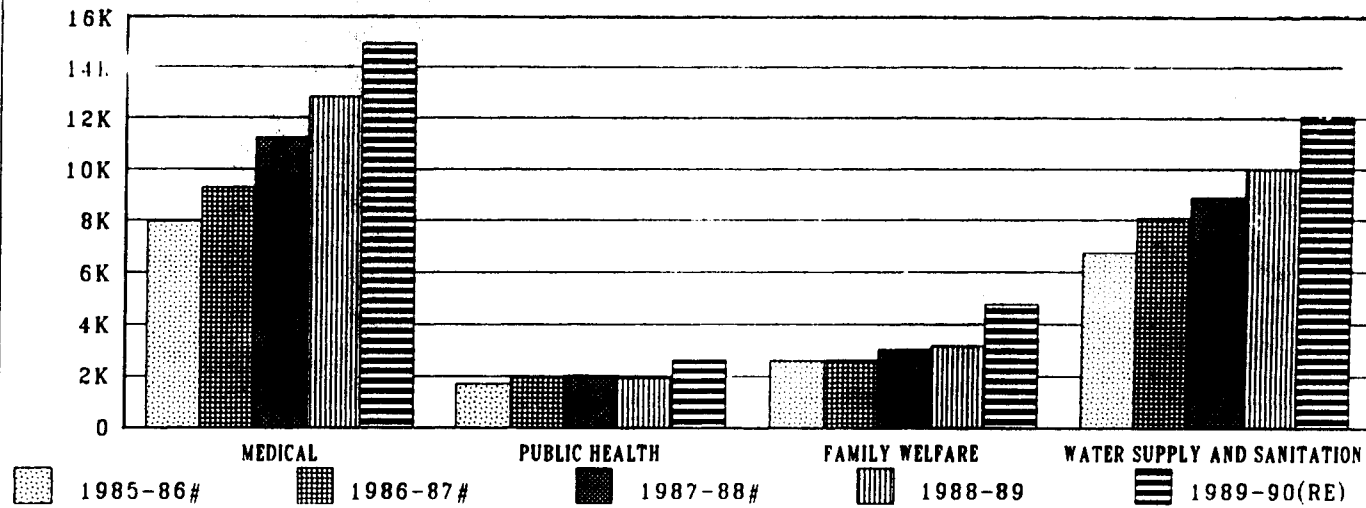


TABLE II.70

Details of Revenue Expenditure (Rajasthan)

(in Rs. Lakh)

HEADS / YEAR	1985-86#		1986-87#		1987-88#		1988-89		1989-90(RE)	
	NON-PLAN	PLAN	NON-PLAN	PLAN	NON-PLAN	PLAN	NON-PLAN	PLAN	NON-PLAN	PLAN
1. MEDICAL										
A. ALLOPATHY :										
DIRECTION & ADMINISTRATION	92.63	1.80	109.59	5.05	132.92	5.40	147.14	5.73	156.58	7.57
MEDICAL RELIEF	4542.94	453.50	5169.36	644.56	5900.83	809.91	6522.88	1210.63	7307.58	1779.52
E.S.I	307.36	60.28	387.96	59.44	417.32	68.98	481.97	75.64	530.70	112.00
MEDICAL STORES DEPOTS	15.35		17.61		20.98		23.44	0.00	23.45	0.00
TRIBAL AREA SUB-PLAN	88.63	32.45	100.41	44.33	125.40	65.49	148.69	98.52	183.96	185.79
OTHER EXPENDITURE	2.95	0.00	3.24	25.94	3.74	410.86	4.39	411.24	0.01	20.00
TOTAL A:	5049.86	548.03	5788.18	779.32	6601.19	1360.64	7328.51	1801.76	8202.28	2104.88
B. MEDICAL EDUCATION TRAINING & RESEARCH	764.83	114.65	880.53	119.10	1113.05	152.44	1212.51	159.33	1441.49	244.09
C. OTHER SYSTEM OF MEDICINE(T)	1357.18	122.25	1530.29	184.31	1768.85	221.97	2065.03	278.11	2503.55	425.99
MEDICAL TOTAL:(A+B+C)	7171.87	784.94	8199.00	1082.73	9483.09	1735.05	10606.05	2239.20	12147.32	2774.96
2. FAMILY PLANNING	387.22	2202.31	342.29	2277.38	347.93	2677.66	240.98	2926.96	405.42	4373.59
MATERNITY & CHILD HEALTH	192.74		136.15	100.41	144.37	174.51	145.01	163.16	182.90	222.11
3. PUBLIC HEALTH AND SANITATION										
DIRECTION & ADMINISTRATION	87.32		90.50		104.90		106.33	0.00	139.09	0.00
PREVENTION & CONTROL OF DISEASES	258.78	1200.91	313.08	1177.85	361.82	1314.83	457.69	1028.02	444.25	1608.80
PREVENTION OF FOOD ADULTRATION	12.29		14.95		18.05		19.58	0.00	21.28	0.00
PREVENTION OF AIR & WATER POLLUTION				27.00				35.00		69.00
DRUG CONTROL	16.58	0.56	21.17	0.86	24.16	2.89	29.14	7.24	39.03	5.63
TRAINING	11.29		12.86		18.03		25.55	0.00	22.90	0.00

TABLE II.70 (Contd.)

(in Rs. Lakh)

HEADS / YEAR	1985-86#		1986-87#		1987-88#		1988-89		1989-90(RE)	
	NON-PLAN	PLAN	NON-PLAN	PLAN	NON-PLAN	PLAN	NON-PLAN	PLAN	NON-PLAN	PLAN
HEALTH STATISTICS & RESEARCH										
HEALTH EDUCATION & PUBLICITY	3.26		3.00		3.59	1.99	3.63	0.14	2.75	2.61
MANUFACTURE OF SERA & VACCINE										
PUBLIC HEALTH LABS.	28.55		33.64		39.52		39.89	0.00	40.67	0.00
HEALTH TRANSPORT										
OTHER EXPENDITURE										
SEWERAGE SERVICES										
TRIBAL AREA SUB-PLAN	1.72	45.10	1.90	260.67	2.89	113.08	3.03	157.11	2.50	211.68
SANITATION SERVICES							1035.60	138.63	1150.16	877.24
TOTAL 3:	419.79	1287.13	491.10	1466.38	572.96	1432.79	1720.44	1366.14	1862.63	2774.96
TOTAL(PUBLIC HEALTH):	419.79	1287.13	491.10	1466.38	572.96	1432.79	684.84	1227.51	712.47	1897.72
4. WATER SUPPLY AND SANITATION	6110.86	637.10	8001.93	60.65	9088.56	-224.37	9861.31	138.63	11371.62	708.30
WATER SUPPLY	5762.17	259.50	7150.41	41.95	8175.35	0.00	8825.71	0.00	11067.56	2.00
URBAN WATER SUPPLY PROGRAMMES	3871.84	259.50	4641.88	41.95	4988.48	0.00	5785.97	0.00	6869.77	0.00
RURAL WATER SUPPLY PROGRAMMES	1808.42	0.00	2388.70	0.00	3004.70	0.00	2901.91	0.00	4013.74	2.00
ASSISTANCE TO LOCAL BODIES	90.20	0.00	90.20	0.00	128.00	0.00	137.83	0.00	184.05	0.00
SEWERAGE AND SANITATION	348.69	349.60	853.59	18.70	911.57	-224.37	1035.60	138.63	304.06	706.30
ASSISTANCE TO LOCAL BODIES	0.00	0.00	48.60	0.00	29.51	0.00	63.72	0.00	55.60	0.00

NOTE: # Data are from Finance Accounts.

TABLE II.71

Details of Medical relief (Rajasthan)

(in Rs. Lakh)

ITEMS	1985-86(RE)		1986-87(RE)		1987-88(RE)		1988-89		1989-90(RE)	
	NON-PLAN*	PLAN	NON-PLAN	PLAN	NON-PLAN	PLAN	NON-PLAN	PLAN	NON-PLAN	PLAN#
HOSPITALS	3758.88	199.74	3556.93	258.11	3936.67	316.13	4354.49	396.90	4977.88	543.96
DISPENSARIES	0.00	0.00	0.00	0.00	0.00	0.00	0.00	0.00	0.00	0.00
PRIMARY HEALTH CENTRES	849.17	269.92	1300.44	279.83	1389.18	305.10	1493.05	490.07	1514.90	728.66
COMMUNITY HEALTH CENTRES	0.00	0.00	190.82	140.07	199.82	204.38	221.96	323.66	273.68	490.85
SUB-CENTRES	0.00	0.00	306.21	0.00	415.51	0.00	453.41	0.00	541.12	16.20
E.S.I	296.17	64.00	390.68	62.56	429.29	85.52	481.96	75.64	530.69	112.00
OTHERS	0.00	0.00	0.00	0.00	0.00	0.00	0.00	0.00	0.00	0.00
TOTAL	4944.22	533.66	5745.08	740.57	6370.47	911.13	7004.84	1286.27	7838.27	1891.52

NOTE: * Unallocated 40.00 Lakhs.

Unallocated -0.15 Lakhs.

TABLE II.72

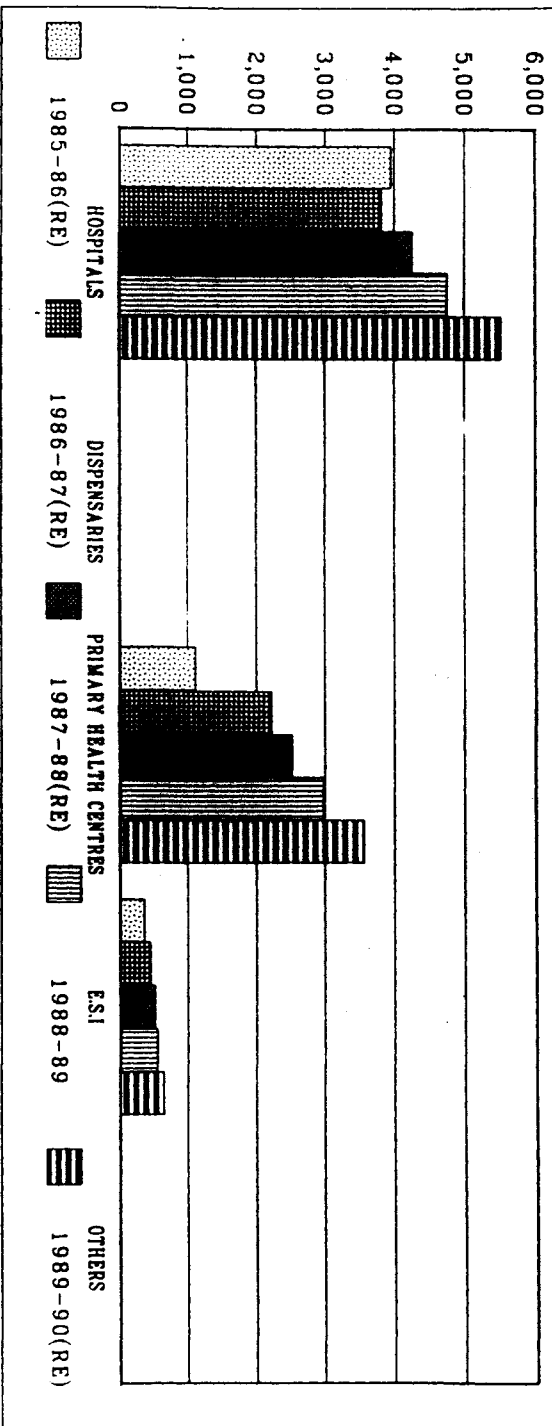
Details of Disease Control Programmes (Rajasthan)

(in Rs. Lakh)

ITEMS	1985-86(RE)		1986-87(RE)		1987-88(RE)		1988-89		1989-90(RE)	
	NON-PLAN	PLAN	NON-PLAN	PLAN	NON-PLAN	PLAN	NON-PLAN	PLAN	NON-PLAN	PLAN
IMMUNISATION	NA	NA	NA	NA	NA	NA	NA	NA	NA	NA
PLAGUE	NA	NA	NA	NA	NA	NA	NA	NA	NA	NA
CHOLERA	7.99	0	8.43	0	8.54	0	8.26	0	4.74	0
LEPROSY	NA	31	NA	67.9	NA	74.8	54.06	18.61	64.95	6.4
MALARIA	147.68	892.64	172.20	936.14	176.04	1015.28	199.90	881.98	128.3	1481.62
FILARIA	NA	NA	NA	NA	NA	NA	NA	NA	NA	NA
SMALL POX	NA	NA	NA	NA	NA	NA	NA	NA	NA	NA
TB CONT.	27.42	19.8	30.98	100.8	32.21	81.2	35.99	95.67	37.68	86.4
OTHERS	102.07	30.74	117.52	39.24	130.2	37.73	159.48	31.76	208.58	34.38
TOTAL:	285.16	974.18	329.13	1144.08	346.99	1209.01	457.69	1028.02	444.25	1608.8

MEDICAL RELIEF (In Rs. Lakhs)

STATE: RAJASTHAN



PREVENTION AND CONTROL OF DISEASES

RAJASTHAN:

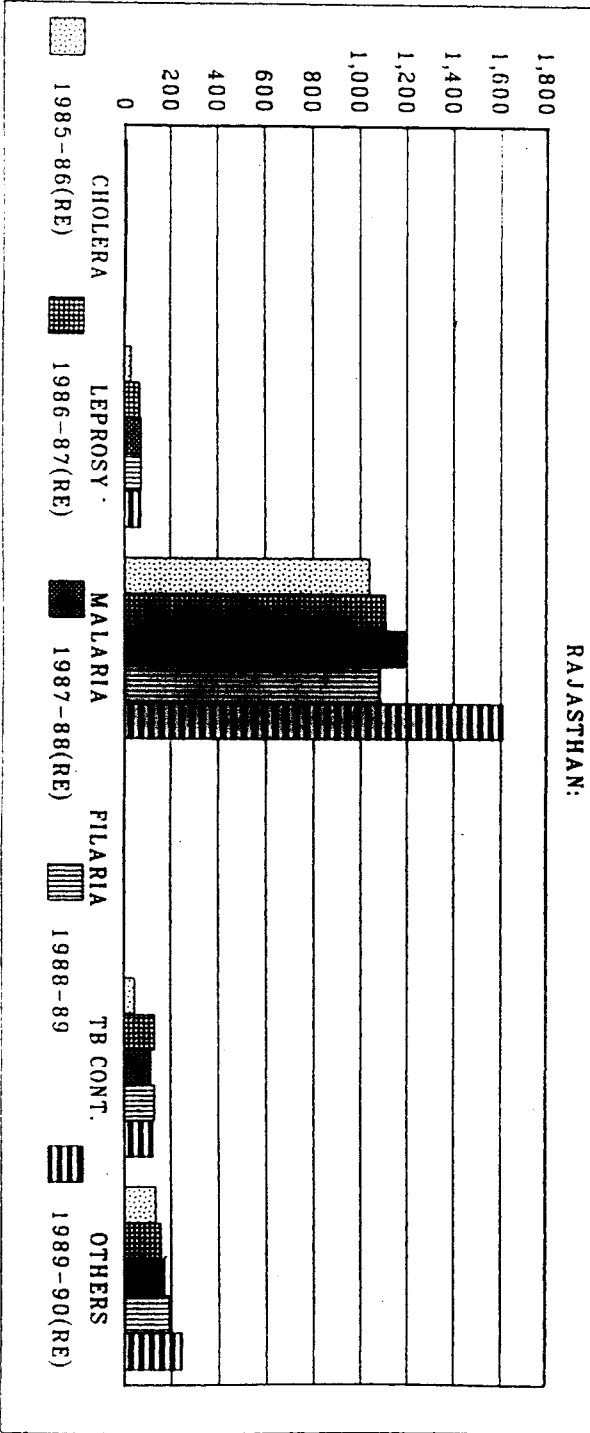


TABLE II.73

Expenditure on Capital account - Plan and Non-plan (Tamil Nadu)

(in Rs. Lakh)

HEADS / YEAR	1985-86		1986-87		1987-88		1988-89		1989-90	
	NON-PLAN	PLAN	NON-PLAN	PLAN	NON-PLAN	PLAN	NON-PLAN	PLAN	NON-PLAN	PLAN
I. MEDICAL AND PUBLIC HEALTH	5.25	684.58	23.25	875.53	-0.06	822.72	0.13	747.36	0.00	648.79
A. MEDICAL	4.96	569.04	23.25	875.53	-0.06	604.12	0.00	505.20	0.00	602.35
B. PUBLIC HEALTH	0.19	115.54	0.00	0.00	0.00	218.60	0.00	230.41	0.00	46.44
II. FAMILY WELFARE	0.00	99.42	0.43	153.83	0.00	122.36	0.00	87.58	0.00	263.45
III. WATER SUPPLY AND SANITATION	0.58	356.87	0.00	213.88	110.00	280.98	47.15	484.48	0.00	0.00
WATER SUPPLY	0.58	356.87	0.00	213.88	110.00	280.98	47.15	484.48	0.00	0.00
URBAN WATER SUPPLY	0.00	330.94	0.00	200.95	0.00	273.89	0.00	480.16	0.00	0.00
RURAL WATER SUPPLY	0.00	0.00	0.00	12.93	0.00	7.09	0.00	0.00	0.00	0.00
SEWERAGE & SANITATION	0.00	0.00	0.00	0.00	0.00	0.00	0.00	0.00	0.00	0.00

TABLE II.74

Expenditure on Revenue account - Plan and Non-plan (Tamil Nadu)

(in Rs. Lakh)

HEADS / YEAR	1985-86		1986-87		1987-88		1988-89		1989-90	
	NON-PLAN	PLAN	NON-PLAN	PLAN	NON-PLAN	PLAN	NON-PLAN	PLAN	NON-PLAN	PLAN
I. MEDICAL AND PUBLIC HEALTH	14357.30	1196.73	14856.16	1345.39	17050.09	1927.88	18202.11	2887.57	19967.43	3972.11
A. MEDICAL	13024.84	797.43	13509.16	885.33	15803.03	1294.00	15745.46	1961.51	17129.43	3000.73
B. PUBLIC HEALTH	1332.46	399.30	1347.00	460.06	1247.06	633.88	2456.65	926.06	2838.00	971.38
II. FAMILY WELFARE	0.00	2622.01	0.00	3149.39	165.25	3402.37	195.96	4158.60	288.19	4642.99
III. WATER SUPPLY AND SANITATION	203.60	7558.67	231.79	7034.77	263.39	10693.25	375.28	8828.14	857.44	14730.61
WATER SUPPLY	166.75	7020.39	190.60	6602.62	241.92	10145.41	348.18	8331.82	825.03	14314.00
URBAN WATER SUPPLY	56.21	2123.76	76.11	1585.66	92.77	3351.48	174.71	2300.92	143.18	7108.79
RURAL WATER SUPPLY	106.53	4896.63	135.69	2084.02	2.36	6488.12	153.47	6030.90	641.09	6976.33
SEWERAGE & SANITATION	36.85	536.28	41.19	432.15	22.09	547.84	27.10	496.32	32.41	416.61

TABLE II.75

Capital plus Revenue Expenditure (Tamil Nadu)

(in Rs. Lakh)

HEADS / YEAR	1985-86	1986-87	1987-88	1988-89	1989-90
	TOTAL	TOTAL	TOTAL	TOTAL	TOTAL
I. MEDICAL AND PUBLIC HEALTH	16243.86	17100.33	19800.63	21837.17	24588.33
A. MEDICAL	14396.27	15293.27	17701.09	18212.17	20732.51
B. PUBLIC HEALTH	1847.49	1807.06	2099.54	3613.12	3855.82
II. FAMILY WELFARE	2721.43	3303.65	3689.53	4442.14	5194.63
III. WATER SUPPLY AND SANITATION	8119.72	7480.44	11347.62	9735.05	15588.05
WATER SUPPLY	7544.59	7007.10	10778.31	9211.63	15139.03
URBAN WATER SUPPLY	2510.91	1862.72	3718.14	2955.79	7251.97
RURAL WATER SUPPLY	5003.16	2232.64	6497.57	6184.37	7617.38
SEWERAGE & SANITATION	573.13	473.34	569.93	523.42	449.02

REVENUE ACCOUNT (in Rs.Lakhs)

STATE:TAMIL NADU

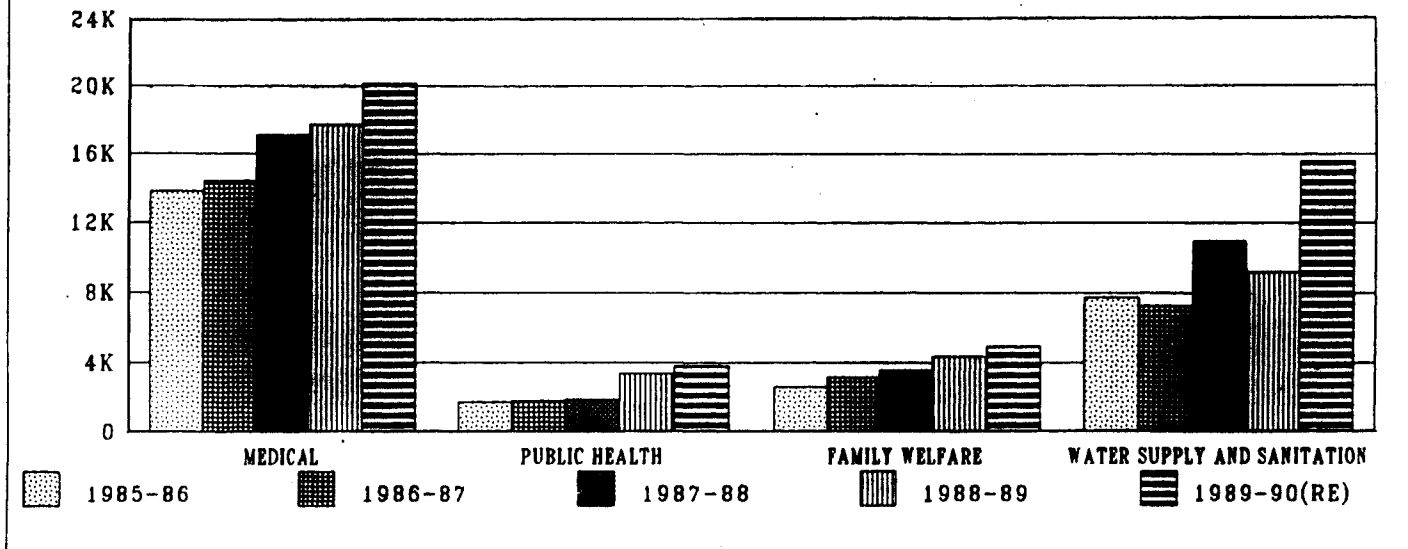


TABLE II.76

Details of Revenue Expenditure (Tamil Nadu)

(in Rs. Lakh)

HEADS / YEAR	1985-86		1986-87		1987-88		1988-89		1989-90(RE)	
	NON-PLAN	PLAN	NON-PLAN	PLAN	NON-PLAN	PLAN	NON-PLAN	PLAN	NON-PLAN	PLAN
1. MEDICAL										
A. ALLOPATHY :										
DIRECTION & ADMINISTRATION	300.20	4.00	335.49	13.21	377.34	18.34	423.34	15.77	465.78	20.79
MEDICAL RELIEF	10112.21	541.49	10461.44	625.85	11768.89	856.21	11158.23	1383.83	11715.51	2099.12
E.S.I	1215.85	0.00	1204.83	0.00	1413.91	0.00	1752.16	0.00	1763.31	0.00
MEDICAL STORES DEPOTS										
TRIBAL AREA SUB-PLAN	0.00	21.01	0.00	0.00	0.00	21.61	0.00	18.96	0.00	21.05
OTHER EXPENDITURE	50.03	46.96	28.65	46.33	493.06	125.14	521.84	155.59	1097.36	179.11
TOTAL A:	11678.29	613.46	12030.41	685.39	14053.20	1021.30	13855.57	1574.15	15041.96	2320.07
B. MEDICAL EDUCATION TRAINNING & RESEARCH	1202.14	46.70	1295.30	83.63	1531.37	101.23	1639.44	166.21	1801.28	435.46
C. OTHER SYSTEM OF MEDICINE(T)	144.41	137.27	183.45	116.31	218.46	171.47	250.45	221.15	286.19	245.20
MEDICAL TOTAL:(A+B+C)	13024.84	797.43	13509.16	885.33	15803.03	1294.00	15745.46	1961.51	17129.43	3000.73
2. FAMILY PLANNING	0.00	2622.01	0.00	3149.39	165.25	3402.37	195.96	4158.60	288.19	4642.99
MATERNITY & CHILD HEALTH	0.00	6.12	0.00	25.00	55.13	260.57	68.73	261.33	81.81	154.14
3. PUBLIC HEALTH AND SANITATION										
DIRECTION & ADMINISTRATION	122.32	27.42	122.39	30.22	140.30	89.59	172.09	46.25	164.27	53.33
PREVENTION & CONTROL OF DISEASES	259.70	242.24	276.22	212.41	697.83	395.12	1837.98	723.83	1979.63	738.69
PREVENTION OF FOOD ADULTRATION	24.04	2.99	25.67	4.63	29.11	3.79	34.25	2.91	36.48	4.36
PREVENTION OF AIR & WATER POLLUTION	19.84	75.34	21.20	66.58	21.47	83.82	27.10	89.83	28.31	101.91
DRUG CONTROL	38.95	14.94	40.83	26.39	47.86	31.97	51.26	41.98	59.97	49.79
TRAINNING	547.11	24.04	532.38	26.02	38.89	7.43	41.18	6.58	48.88	6.01

TABLE II.76 (Contd.)

(in Rs. Lakh)

HEADS / YEAR	1985-86		1986-87		1987-88		1988-89		1989-90(RE)	
	NON-PLAN	PLAN	NON-PLAN	PLAN	NON-PLAN	PLAN	NON-PLAN	PLAN	NON-PLAN	PLAN
HEALTH STATISTICS & RESEARCH	19.85	1.67	21.54	2.22	24.49	2.33	27.61	2.47	26.66	3.37
HEALTH EDUCATION & PUBLICITY	25.44	0.71	26.77	4.11	32.85	2.75	35.53	2.20	37.85	2.59
MANUFACTURE OF SERA & VACCINE	0.00	0.00	0.00	0.00	0.00	0.00	0.00	0.00	0.00	0.00
PUBLIC HEALTH LABS.	171.37	5.53	175.66	24.50	212.88	17.08	231.06	10.01	252.91	11.33
HEALTH TRANSPORT	103.84	4.42	104.34	62.98	0.00	0.00	0.00	0.00	0.00	0.00
OTHER EXPENDITURE	0.00	0.00	0.00	0.00	1.38	0.00	-1.41	0.00	203.04	0.00
SEWERAGE SERVICES										
TRIBAL AREA SUB-PLAN										
SANITATION SERVICES	0.00	35.93	0.00	0.00	0.00	463.90	0.00	332.06	0.00	218.56
TOTAL 3:	1332.46	435.23	1347.00	460.06	1247.06	1097.78	2456.65	1258.12	2838.00	1189.94
TOTAL(PUBLIC HEALTH):	1332.46	399.30	1347.00	460.06	1247.06	633.88	2456.65	926.06	2838.00	971.38
4. WATER SUPPLY AND SANITATION	203.60	7558.67	231.79	7034.77	263.39	10693.25	375.28	8828.14	857.44	14730.61
WATER SUPPLY	166.75	7020.39	190.60	6602.62	241.92	10145.41	348.18	8331.82	825.03	14314.00
URBAN WATER SUPPLY PROGRAMMES	56.21	2123.76	76.11	1585.66	92.77	3351.48	174.71	2300.92	143.18	7108.79
RURAL WATER SUPPLY PROGRAMMES	106.53	4896.63	135.69	2084.02	2.36	6488.12	153.47	6030.90	641.05	6976.33
ASSISTANCE TO LOCAL BODIES	16.00	3577.57	20.95	1326.37	157.79	5504.44	166.74	4172.77	180.05	3845.51
SEWERAGE AND SANITATION	36.85	536.28	41.19	432.15	22.09	547.84	27.10	496.32	32.41	416.61
ASSISTANCE TO LOCAL BODIES	0.00	339.34	0.00	335.32	0.00	463.90	0.00	406.46	32.41	417.03

TABLE II.77

Details of Medical relief (Tamil Nadu)

(in Rs. Lakh)

ITEMS	1985-86		1986-87(RE)		1987-88		1988-89		1989-90(RE)	
	NON-PLAN*	PLAN*	NON-PLAN	PLAN#	NON-PLANS	PLAN	NON-PLAN	PLAN	NON-PLAN	PLAN
HOSPITALS	8412.79	415.39	8767.49	433.39	9057.01	453.13	9245.89	633.37	9798.51	912.95
DISPENSARIES	19.45	5.74	20.07	3.91	0.00	3.02	0.00	3.27	12.28	4.95
PRIMARY HEALTH CENTRES	1576.66	104.21	1535.53	136.09	1844.23	389.85	934.77	721.21	1109.68	1150.57
COMMUNITY HEALTH CENTRES	0.00	0.00	0.00	0.00	217.52	0.00	200.84	0.00	0.00	0.00
SUB-CENTRES	0.00	0.00	0.00	0.00	657.93	29.25	776.73	42.82	795.04	48.78
E.S.I	1215.85	0.00	1204.83	0.00	1413.91	0.00	1752.16	0.00	1763.31	0.00
OTHERS	130.37	15.92	138.35	21.33	0.00	2.57	0.00	1.98	0.00	2.92
TOTAL	11328.06	541.49	11666.27	625.85	13182.80	877.82	12910.39	1402.65	13478.82	2099.12

NOTE: * Unallocated -27.06 & 0.23 Lakhs| \$ Unallocated -7.80 Lakhs
Unallocated 29.13 Lakhs.


TABLE II.78

Details of Disease Control Programmes (Tamil Nadu)

(in Rs. Lakh)

ITEMS	1985-86		1986-87(RE)		1987-88		1988-89		1989-90(RE)	
	NON-PLAN	PLAN	NON-PLAN	PLAN	NON-PLAN	PLAN	NON-PLAN	PLAN	NON-PLAN	PLAN
IMMUNISATION	12.68	20.14	14.3	16.19	0	NA	NA	NA	0	NA
PLAGUE	0.00	NA	27.83	NA	31.77	NA	37.18	NA	38.79	NA
CHOLERA	16.99	5.42	18.95	5.18	21.56	7.4	16.32	19.28	27.07	12.75
LEPROSY	NA	NA	NA	NA	427.84	214.31	467.03	371.66	575.95	419.68
MALARIA	6.89	134.87	7.13	104.82	9.36	60.83	1097.93	168.73	1100	116.95
FILARIA	67.03	36.01	66.19	41.85	84.84	31.16	101.43	56.98	108.33	54.95
SMALL POX	71.91	43.46	78.79	37.5	88.09	48.92	0	0	0	0
TB CONT.	NA	NA	NA	NA	NA	NA	NA	NA	NA	NA
OTHERS	54.22	2.34	63.03	6.87	34.36	32.5	118.09	107.17	129.49	134.35
TOTAL:	259.07	242.24	276.22	212.41	697.83	395.12	1837.98	723.83	1979.63	738.69

***MEDICAL RELIEF* (In Rs. Lakhs)**
STATE:TAMIL NADU



PREVENTION AND CONTROL OF DISEASES
TAMILNADU:

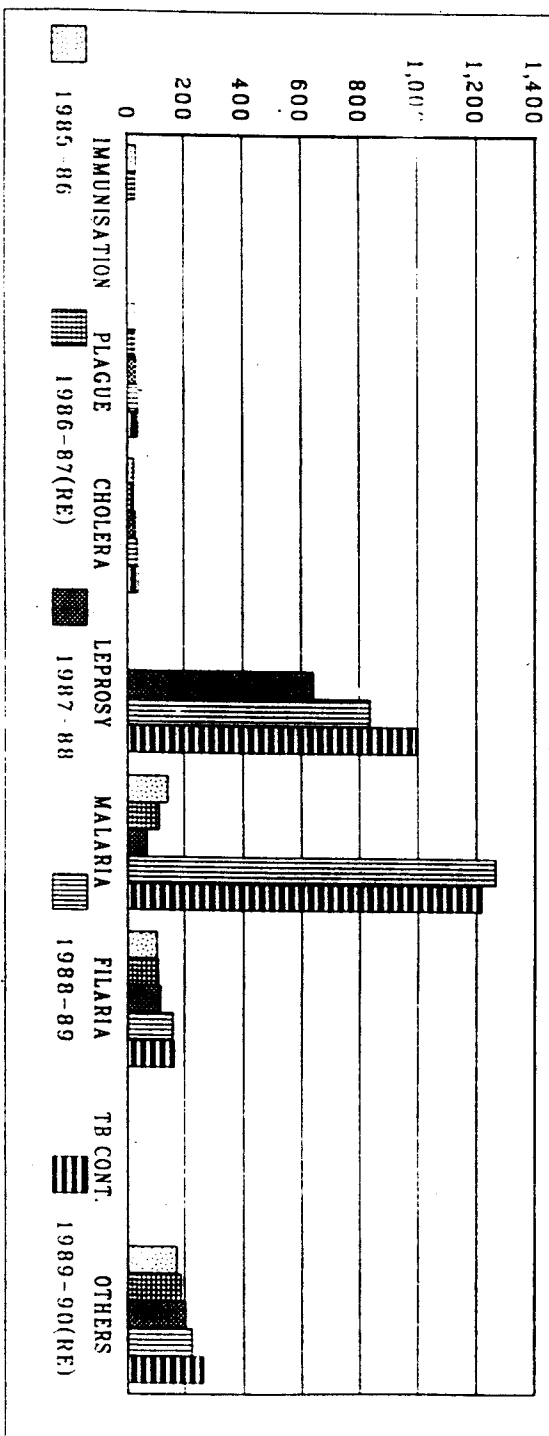


TABLE II.79

Expenditure on Capital account - Plan and Non-plan (Uttar Pradesh)

(in Rs. Lakh)

HEADS / YEAR	1985-86		1986-87		1987-88		1988-89		1989-90	
	NON-PLAN	PLAN	NON-PLAN	PLAN	NON-PLAN	PLAN	NON-PLAN	PLAN	NON-PLAN	PLAN
I. MEDICAL AND PUBLIC HEALTH	0.00	2527.38	0.00	2607.75	50.00	3140.36	3.44	3959.66	0.00	799.16
A. MEDICAL	0.00	234.47	0.00	2607.75	50.00	1784.90	3.44	3088.21	0.00	797.13
B. PUBLIC HEALTH	0.00	0.00	0.00	0.00	0.00	0.00	0.00	0.00	0.00	2.03
II. FAMILY WELFARE	0.00	594.79	0.00	216.94	0.00	136.66	0.00	144.79	0.00	0.00
III. WATER SUPPLY AND SANITATION	5.00	27.06	18.75	25.21	43.84	212.98	69.85	47.91	0.00	0.00
A. WATER SUPPLY	5.00	27.06	18.75	25.21	43.84	212.98	69.85	47.91	0.00	0.00
URBAN WATER SUPPLY	5.00	27.06	18.75	25.21	43.84	212.98	69.85	47.91	0.00	0.00
RURAL WATER SUPPLY	0.00	0.00	0.00	0.00	0.00	0.00	0.00	0.00	0.00	0.00
B. SEWERAGE & SANITATION	0.00	0.00	0.00	0.00	0.00	0.00	0.00	0.00	0.00	0.00

TABLE II.80

**Expenditure on Revenue Account -
Plan and Non-plan (Uttar Pradesh)**

(in Rs. Lakh)

HEADS / YEAR	1985-86		1986-87		1987-88		1988-89		1989-90	
	NON-PLAN	PLAN	NON-PLAN	PLAN	NON-PLAN	PLAN	NON-PLAN	PLAN	NON-PLAN	PLAN
I. MEDICAL AND PUBLIC HEALTH(2210)	16087.99	4677.82	17520.03	5356.43	21255.75	7514.41	25139.28	9741.19	36726.15	10208.88
A. MEDICAL	12555.58	2931.50	13899.93	3184.96	16264.18	5340.73	19035.62	7380.71	27901.66	7430.12
URBAN MEDICAL SERVICES	8839.92	841.42	8563.43	884.85	6000.43	717.58	6449.41	964.01	10180.92	1287.82
RURAL MEDICAL SERVICES	9364.83	1098.10	9123.44	1294.44	10320.60	1296.61	11742.43	2213.29	19049.29	3548.82
B. PUBLIC HEALTH	3532.41	1746.32	3620.10	2171.47	4991.57	2173.68	6103.66	2360.48	8824.49	2778.76
II. FAMILY WELFARE(2211)	0.00	7479.14	0.00	9080.52	0.00	9840.58	0.00	11580.61	0.00	9947.19
III. WATER SUPPLY AND SANITATION(2215)	40.87	0.29	1448.08	7801.84	2316.83	8237.57	2457.78	11192.85	2294.09	11932.50
WATER SUPPLY	0.00	0.00	1446.83	7201.43	1783.49	7873.72	2447.78	10887.60	2282.30	11596.55
URBAN WATER SUPPLY	0.00	0.00	0.00	643.56	0.00	0.00	0.00	1427.00	0.00	2300.00
RURAL WATER SUPPLY	0.00	0.00	0.00	6530.97	0.00	0.00	0.00	9415.60	0.00	9296.55
SEWERAGE & SANITATION	40.87	0.29	1.25	600.41	533.34	363.85	10.00	305.25	11.79	335.95

TABLE II.81

Capital plus Revenue Expenditure (Uttar Pradesh)

(in Rs. Lakh)

HEADS / YEAR	1985-86	1986-87	1987-88	1988-89	1989-90
	TOTAL	TOTAL	TOTAL	TOTAL	TOTAL
I. MEDICAL AND PUBLIC HEALTH	23293.19	25484.21	31960.52	38843.57	47734.19
A. MEDICAL	15721.55	19692.64	23439.81	29507.98	36128.91
B. PUBLIC HEALTH	5278.73	5791.57	7165.25	8464.14	11605.28
II. FAMILY WELFARE	8073.93	9297.46	9977.24	11725.40	9947.19
III. WATER SUPPLY AND SANITATION	73.22	9293.88	10811.22	13768.39	14226.59
A. WATER SUPPLY	32.06	8692.22	9914.03	13453.14	13878.85
URBAN WATER SUPPLY	32.06	687.52	256.82	1544.76	2300.00
RURAL WATER SUPPLY	0.00	6530.97	0.00	9415.60	9296.55
B. SEWERAGE & SANITATION	41.16	601.66	897.19	315.25	347.74

REVENUE ACCOUNT (in Rs.Lakhs)

STATE:UTTAR PRADESH

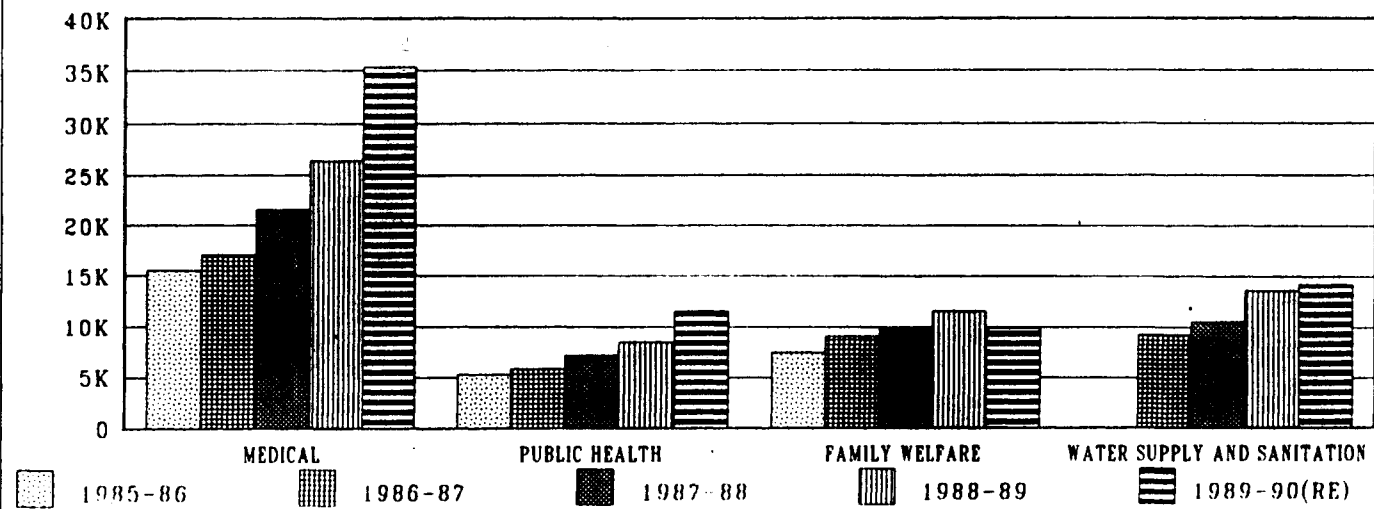


TABLE II.82

Details of Revenue Expenditure (Uttar Pradesh)

(in Rs. Lakh)

HEADS / YEAR	1985-86		1986-87		1987-88		1988-89		1989-90(RE)	
	NON-PLAN	PLAN	NON-PLAN	PLAN	NON-PLAN	PLAN	NON-PLAN	PLAN	NON-PLAN	PLAN
1. MEDICAL										
A. ALLOPATHY :										
DIRECTION & ADMINISTRATION	85.71	5.26	90.63	15.68	110.45	16.59	120.24	19.03	196.12	57.20
MEDICAL RELIEF	8896.26	384.42	7963.54	530.69	9825.60	713.50	11159.87	1425.12	17618.29	2619.18
E.S.I\$	680.00	4.55	718.37	90.36	768.04	132.53	930.89	140.46	878.57	137.33
MEDICAL STORES DEPOTS	5.29	0.00	5.13	0.00	6.25	0.00	7.71	0.00	11.91	0.00
TRIBAL AREA SUB-PLAN										
OTHER EXPENDITURE	377.56	708.42	1064.14	748.07	378.31	566.52	454.61	769.14	1222.97	872.44
TOTAL A:	10044.82	1102.65	9841.81	1384.80	11088.65	1429.14	12673.32	2353.75	19927.86	3686.15
B. MEDICAL EDUCATION TRAINING & RESEARCH	1274.51	1814.57	2544.04	1698.85	3416.52	3650.03	4039.95	4608.68	5335.17	2822.50
C. OTHER SYSTEM OF MEDICINE(T)	1236.25	14.28	1514.08	101.31	1759.01	261.56	2322.35	418.28	2638.63	921.47
MEDICAL TOTAL:(A+B+C)	12555.58	2931.50	13899.93	3184.96	16264.18	5340.73	19035.62	7380.71	27901.66	7430.12
2. FAMILY PLANNING	0.00	7479.14	0.00	9080.52	0.00	9840.58	0.00	11580.61	0.00	9947.19
MATERNITY & CHILD HEALTH	0.00	196.55	0.00	359.11	0.00	400.42	0.00	804.20	0.00	198.65
3. PUBLIC HEALTH AND SANITATION										
DIRECTION & ADMINISTRATION	68.01	0.00	96.19	0.00	82.09	0.00	95.30	0.00	119.19	0.00
PREVENTION & CONTROL OF DISEASES	3274.43	1695.85	3137.98	2146.68	4570.76	1960.61	5637.78	2182.18	8204.16	2583.25
PREVENTION OF FOOD ADULTRATION	32.11	0.22	98.07	0.90	56.70	1.22	47.93	1.30	92.34	2.05

TABLE II.82 (contd.)

(in Rs. Lakh)

HEADS / YEAR	1985-86		1986-87		1987-88		1988-89		1989-90(RE)	
	NON-PLAN	PLAN	NON-PLAN	PLAN	NON-PLAN	PLAN	NON-PLAN	PLAN	NON-PLAN	PLAN
PREVENTION OF AIR & WATER POLLUTION	7.40	45.03	0.00	0.00	8.49	198.56	7.44	166.31	0.00	170.56
DRUG CONTROL	38.33	0.00	30.93	0.00	35.02	0.24	37.63	0.75	62.46	2.05
TRAINING	5.50	5.22	37.66	23.89	8.66	13.05	10.83	9.94	16.75	20.61
HEALTH STATISTICS & RESEARCH	0.00	0.00	0.00	0.00	0.00	0.00	0.00	0.00	0.00	0.00
HEALTH EDUCATION & PUBLICITY	11.56	0.00	18.70	0.00	15.34	0.00	55.90	0.00	26.91	0.24
MANUFACTURE OF SERA & VACCINE	53.64	0.00	107.17	0.00	58.20	0.00	63.81	0.00	93.63	0.00
PUBLIC HEALTH LABS.	10.76	0.00	9.11	0.00	9.21	0.00	10.91	0.00	19.99	0.00
HEALTH TRANSPORT	0.00	0.00	0.00	0.00	0.00	0.00	0.00	0.00	0.00	0.00
OTHER EXPENDITURE	30.67		84.29	0.00	147.10	0.00	136.13	0.00	189.06	0.00
SEWERAGE SERVICES										
TRIBAL AREA SUB-PLAN										
SANITATION SERVICES	0.00	0.00	1.25	600.41	533.34	363.85	10.00	275.25	0.00	210.50
TOTAL 3:	3532.41	1746.32	3621.35	2771.88	5524.91	2537.53	6113.66	2635.73	8824.49	2989.26
TOTAL(PUBLIC HEALTH):	3532.41	1746.32	3620.10	2171.47	4991.57	2173.68	6103.66	2360.48	8824.49	2778.76
WATER SUPPLY AND SANITATION	40.87	0.29	1448.08	7801.84	2316.83	8237.57	2457.78	11192.85	2294.09	11932.50
WATER SUPPLY	0.00	0.00	1446.83	7201.43	1783.49	7873.72	2447.78	10887.60	2282.30	11596.55
URBAN WATER SUPPLY PROGRAMMES	0.00	0.00	0.00	643.56	0.00	0.00	0.00	1427.00	0.00	2300.00
RURAL WATER SUPPLY PROGRAMMES	0.00	0.00	0.00	6530.97	0.00	0.00	0.00	9415.60	0.00	9296.55
ASSISTANCE TO LOCAL BODIES	0.00	0.00	0.00	0.00	0.00	0.00	0.00	1869.00	0.00	0.00
SEWERAGE AND SANITATION	40.87	0.29	1.25	600.41	533.34	363.85	10.00	305.25	11.79	335.95
ASSISTANCE TO LOCAL BODIES	0.00	75.00	1.25	205.66	0.00	321.07	10.00	275.25	0.00	251.47

NOTE: \$ RE(Revised Estimate) for 1986-87.

TABLE II.83

Details of Medical relief (Uttar Pradesh)

(in Rs. lakh)

ITEMS	1985-86		1986-87		1987-88		1988-89		1989-90(RE)	
	NON-PLAN*	PLAN*	NON-PLAN#	PLAN#	NON-PLAN	PLAN	NON-PLAN	PLAN	NON-PLAN	PLAN
HOSPITALS	7762.36	95.45	7136.92	171.41	5371.13	180.71	5709.25	223.97	8510.72	421.68
DISPENSARIES	0.00	0.00	0.00	0.00	0.00	0.00	0.00	0.00	0.00	0.00
PRIMARY HEALTH CENTRES	514.80	247.33	472.00	334.99	4317.82	521.45	5290.66	1192.95	8865.91	2186.00
COMMUNITY HEALTH CENTRES	0.00	0.00	0.00	0.00	0.00	0.00	0.00	0.00	0.00	0.00
SUB-CENTRES	0.00	0.00	0.00	0.00	0.00	0.00	0.00	0.00	0.00	0.00
E.S.I	680.00	4.55	724.34	89.14	768.02	132.14	930.89	138.14	878.04	133.84
OTHERS	514.70	6.86	353.95	22.94	136.65	11.34	159.96	8.20	241.66	11.00
TOTAL	9576.26	388.97	8687.88	619.83	10593.62	845.64	12090.76	1563.26	18496.33	2753.02

NOTE: * Unallocated 104.40 & 34.78 Lakhs| # Unallocated 0.67 & 1.35 Lakhs

TABLE II.84

Details of Disease Control Programmes (Uttar Pradesh)

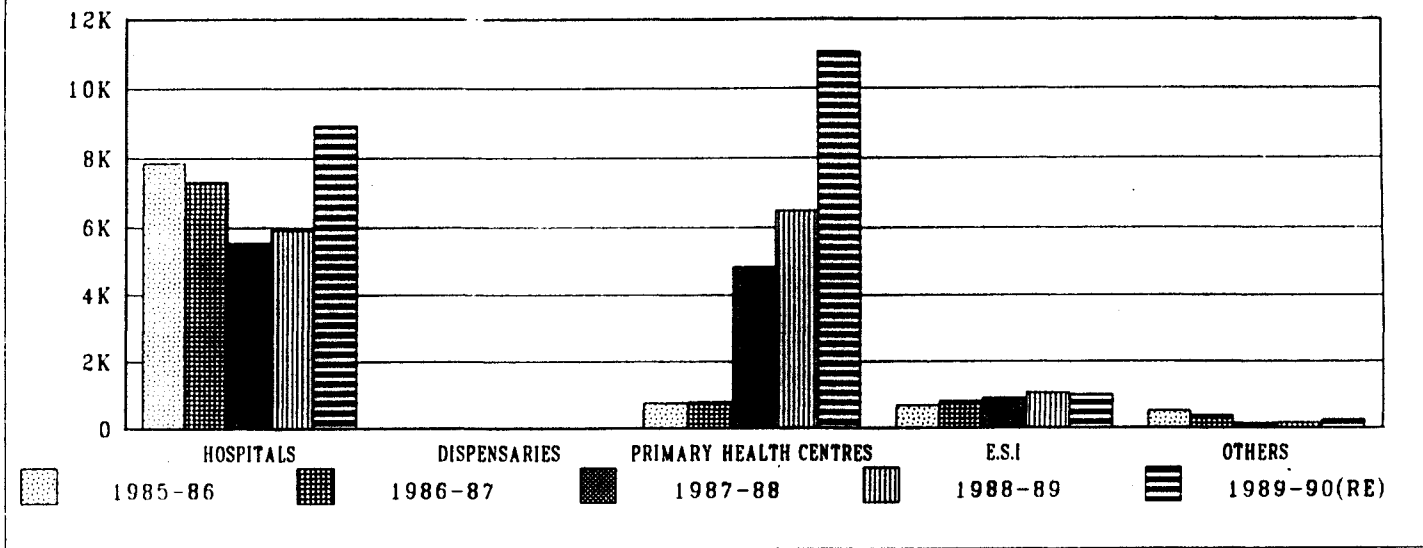
(in Rs. Lakh)

ITEMS	1985-86		1986-87		1987-88		1988-89		1989-90(RE)	
	NON-PLAN	PLAN*	NON-PLAN	PLAN	NON-PLAN	PLAN	NON-PLA	PLAN	NON-PLAN	PLAN
IMMUNISATION	0.06	5.5	1.24	5.26	663.48	5.43	795.64	6.71	1162.75	10.27
PLAGUE	NA	NA	NA	NA	NA	NA	NA	NA	NA	NA
CHOLERA	1.94	NA	8.61	NA	1.58	NA	2.05	NA	3.81	NA
LEPROSY	NA	NA	NA	NA	NA	NA	NA	NA	NA	NA
MALARIA	1042.74	1672.98	853.06	2045.42	1113.84	1914.75	1377.86	2128.31	2361.96	2478.27
FILARIA	64.93	10.51	91.36	94.25	109.74	38.54	124.53	44.66	211.5	90.85
SMALL POX	340.77	NA	564.8	NA	NA	NA	NA	NA	NA	NA
TB CONT.	NA	NA	NA	NA	NA	NA	NA	NA	NA	NA
OTHERS	1823.99	1.64	1618.91	1.75	2682.12	1.89	3337.7	2.5	4464.14	3.86
TOTAL:	3274.43	1695.85	3137.98	2146.68	4570.76	1960.61	5637.78	2182.18	8204.16	2583.25

NOTE: * Unallocated : 5.22

MEDICAL RELIEF(In Rs. Lakhs)

STATE:UTTAR PRADESH



PREVENTION AND CONTROL OF DISEASES

UTTAR PRADESH:

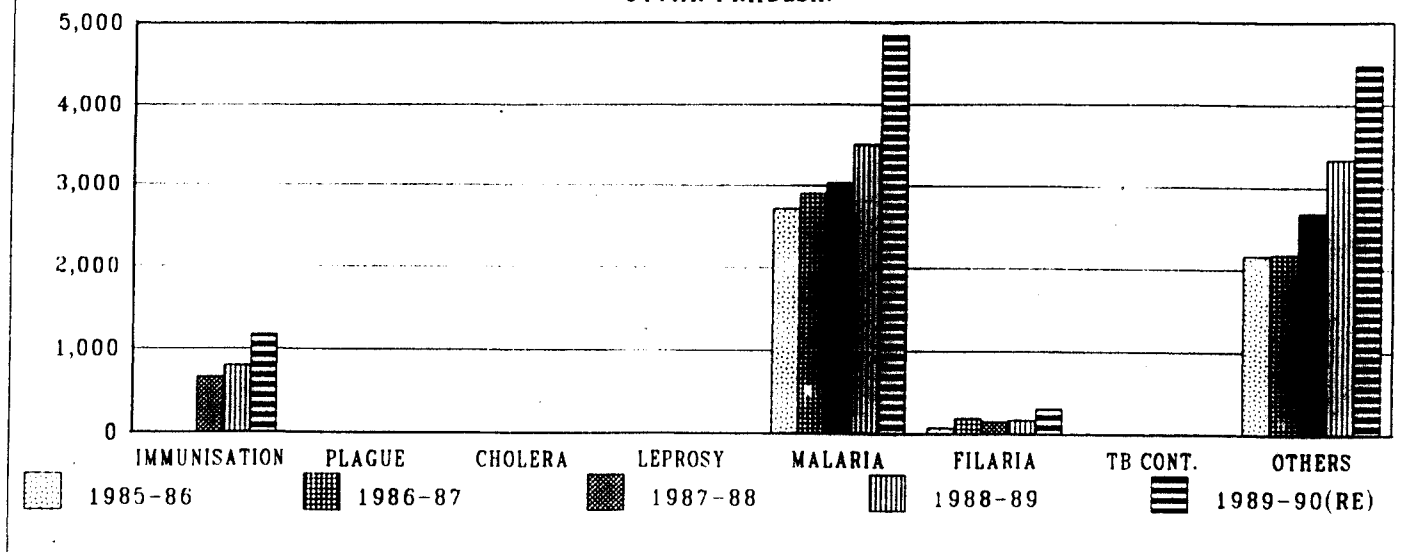


TABLE II.85

Expenditure on Capital account - Plan and Non-plan (West Bengal)

(in Rs. Lakh)

HEADS / YEAR	1985-86		1986-87		1987-88		1988-89		1989-90	
	NON-PLAN	PLAN	NON-PLAN	PLAN	NON-PLAN	PLAN	NON-PLAN	PLAN	NON-PLAN	PLAN
I. MEDICAL AND PUBLIC HEALTH	0.00	757.58	0.00	926.53	0.00	1426.54	0.42	1564.42	0.00	1101.51
A. MEDICAL	0.00	756.72	0.00	924.45	0.00	1425.62	0.42	1549.16	0.00	1092.01
B. PUBLIC HEALTH	0.00	0.86	0.00	2.08	0.00	0.91	0.00	15.25	0.00	9.50
II. FAMILY WELFARE	0.00	72.26	0.00	19.80	0.00	786.48	0.00	1454.87	0.00	1857.95
III. WATER SUPPLY AND SANITATION	0.00	0.00	0.00	0.00	0.00	0.00	0.00	0.00	0.00	0.00
WATER SUPPLY	0.00	0.00	0.00	0.00	0.00	0.00	0.00	0.00	0.00	0.00
URBAN WATER SUPPLY	0.00	0.00	0.00	0.00	0.00	0.00	0.00	0.00	0.00	0.00
RURAL WATER SUPPLY	0.00	0.00	0.00	0.00	0.00	0.00	0.00	0.00	0.00	0.00
SEWERAGE & SANITATION	0.00	0.00	0.00	0.00	0.00	0.00	0.00	0.00	0.00	0.00

TABLE II.86

Expenditure on Revenue account - Plan and Non-plan (West Bengal)

(in Rs. lakh)

HEADS / YEAR	1985-86		1986-87		1987-88		1988-89		1989-90	
	NON-PLAN	PLAN	NON-PLAN	PLAN	NON-PLAN	PLAN	NON-PLAN	PLAN	NON-PLAN	PLAN
I. MEDICAL AND PUBLIC HEALTH(2210)	16325.58	1067.68	19081.09	1189.60	20738.12	944.15	23165.03	1054.45	26269.52	1241.37
A. MEDICAL	14784.05	352.00	17232.07	364.09	18162.29	414.52	20336.64	525.16	22929.75	569.66
URBAN MEDICAL SERVICES	9129.78	1273.83	11176.28	1144.99	12364.72	950.12	13468.35	997.68	13165.24	3025.86
RURAL MEDICAL SERVICES	2962.89	574.28	3408.10	535.26	3730.80	257.55	4163.92	456.25	4763.84	568.11
B. PUBLIC HEALTH	1541.53	715.68	1849.02	827.51	2575.83	579.63	2828.39	529.29	3339.77	671.71
II. FAMILY WELFARE(2211)	171.27	2516.10	217.09	2804.69	154.29	3107.89	308.14	3354.84	115.46	4063.42
III. WATER SUPPLY AND SANITATION(2215)	1997.16	2108.40	1328.96	2549.11	693.23	3701.06	1826.05	3912.65	2297.69	4151.46
WATER SUPPLY	3539.25	2060.29	1787.46	2415.86	1919.44	3482.03	3868.03	3898.53	4316.44	4118.52
URBAN WATER SUPPLY	3.71	292.85	0.00	683.37	43.36	734.08	595.45	656.63	96.02	938.80
RURAL WATER SUPPLY	4.25	1745.12	0.57	1003.00	154.35	1580.92	186.36	1824.39	345.86	1724.81
SEWERAGE & SANITATION	0.00	48.11	0.00	73.25	1.02	53.81	0.03	14.11	3.01	32.94

TABLE II.87

Capital plus Revenue Expenditure (West Bengal)

(in Rs. Lakh)

HEADS / YEAR	1985-86 TOTAL	1986-87 TOTAL	1987-88 TOTAL	1988-89 TOTAL	1989-90 TOTAL
I. MEDICAL AND PUBLIC HEALTH	18150.84	21197.22	23158.81	25784.32	28612.40
A. MEDICAL	15892.77	18520.61	20002.43	22411.38	24591.42
B. PUBLIC HEALTH	2258.07	2676.61	3156.37	3372.93	4020.98
II. FAMILY WELFARE	2759.63	3041.58	4048.66	5117.85	6036.83
III. WATER SUPPLY AND SANITATION	4105.56	3878.07	4394.29	5738.70	6449.15
WATER SUPPLY	5599.54	4203.32	5401.47	7766.56	8434.96
URBAN WATER SUPPLY	296.56	683.37	777.44	1252.08	1034.82
RURAL WATER SUPPLY	1749.37	1003.57	1735.27	2010.75	2070.67
SEWERAGE & SANITATION	48.11	73.25	54.83	14.14	35.95

REVENUE ACCOUNT (in Rs.Lakhs)

STATE: WEST BENGAL

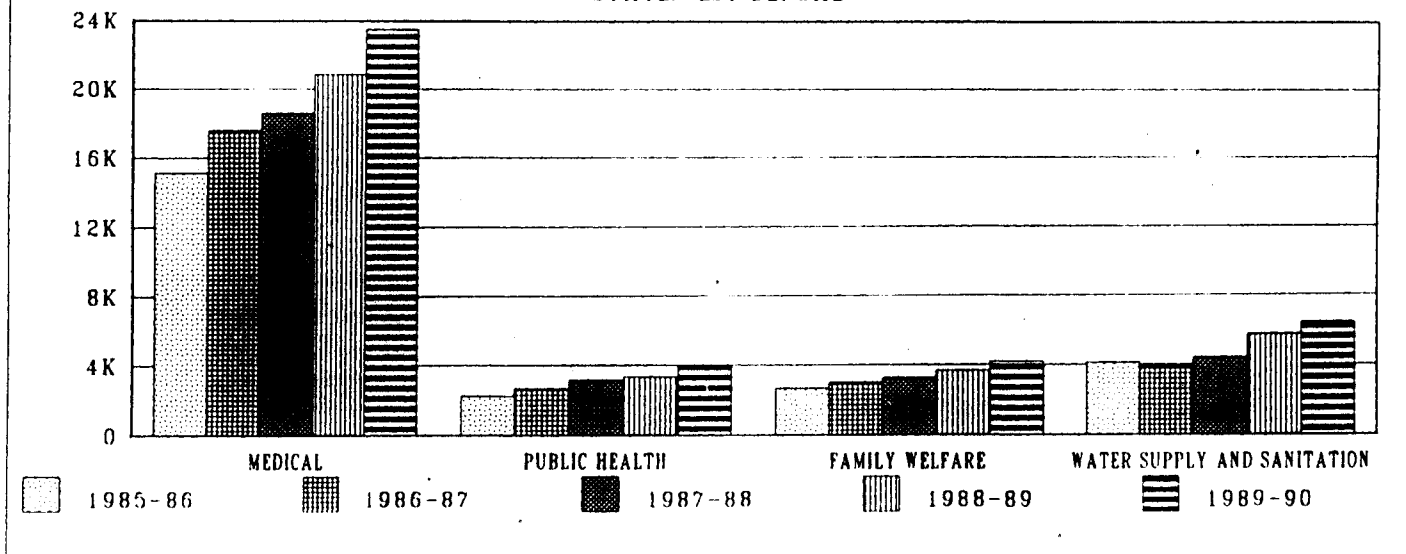


TABLE II.88

Details of Revenue Expenditure (West Bengal)

(in Rs. Lakh)

HEADS / YEAR	1985-86		1986-87		1987-88		1988-89		1989-90	
	NON-PLAN	PLAN	NON-PLAN	PLAN	NON-PLAN	PLAN	NON-PLAN	PLAN	NON-PLAN	PLAN
1. MEDICAL										
A. ALLOPATHY :										
DIRECTION & ADMINISTRATION	518.09	0.00	616.70	0.00	1101.62	0.00	911.35	0.00	1018.64	0.00
MEDICAL RELIEF	8783.99	204.69	10388.46	240.46	10562.11	147.87	12329.34	245.06	14157.53	219.46
E.S.I	1977.16	52.63	2155.19	8.69	2258.59	106.07	2324.44	92.24	2386.29	28.59
MEDICAL STORES DEPOTS	1563.60	0.00	1872.41	0.00	1808.33	0.00	1901.00	0.00	2063.05	0.00
TRIBAL AREA SUB-PLAN										
OTHER EXPENDITURE	547.32	50.62	669.05	33.67	744.77	54.19	832.50	63.53	1025.33	153.26
TOTAL A:	13390.16	307.94	15701.81	282.82	16475.42	308.13	18298.63	400.85	20650.84	401.31
B. MEDICAL EDUCATION TRAINING & RESEARCH	1172.16	22.76	1279.63	51.88	1381.68	73.64	1713.50	62.10	1870.47	105.87
C. OTHER SYSTEM OF MEDICINE(T)	221.73	21.30	250.63	29.39	305.19	32.75	324.51	62.21	408.44	62.48
MEDICAL TOTAL:(A+B+C)	14784.05	352.00	17232.07	364.09	18162.29	414.52	20336.64	525.16	22929.75	569.66
2. FAMILY PLANNING	171.27	2516.10	217.09	2804.69	154.29	3107.89	308.14	3354.84	115.46	4063.42
MATERNITY & CHILD HEALTH	5.19	8.28	4.99	11.18	3.25	91.09	95.55	13.22	6.24	64.41

TABLE II.88 (Contd.)

(in Rs. Lakh)

HEADS / YEAR	1985-86		1986-87		1987-88		1988-89		1989-90	
	NON-PLAN	PLAN	NON-PLAN	PLAN	NON-PLAN	PLAN	NON-PLAN	PLAN	NON-PLAN	PLAN
3. PUBLIC HEALTH AND SANITATION										
DIRECTION & ADMINISTRATION	411.54	0.00	532.11	0.00	491.37	0.00	559.24	0.00	677.50	0.00
PREVENTION & CONTROL OF DISEASES	948.88	689.04	1126.66	812.76	1842.46	568.18	2042.35	520.22	2409.02	643.34
PREVENTION OF FOOD ADULTRATION	6.66	1.71	9.97	1.21	38.63	1.87	19.78	1.27	26.10	3.16
PREVENTION OF AIR & WATER POLLUTION										
DRUG CONTROL	47.17	8.12	63.96	10.36	77.60	6.70	89.51	5.53	79.27	21.78
TRAINNING	6.30	0.00	6.47	1.18	4.04	1.04	1.47	1.84	0.00	0.00
HEALTH STATISTICS & RESEARCH	28.40	0.00								
HEALTH EDUCATION & PUBLICITY	53.08	0.00	49.33	0.00	59.28	0.00	56.33	0.00	84.83	0.00
MANUFACTURE OF SERA & VACCINE	11.35	0.00	26.21	0.00	13.15	0.00	19.31	0.00	20.05	0.00
PUBLIC HEALTH LABS.	27.21	0.00	32.79	0.00	30.39	0.00	34.92	0.00	37.86	0.00
HEALTH TRANSPORT	0.00	0.00								
OTHER EXPENDITURE	0.94	16.81	1.52	0.00	18.91	1.84	5.48	0.43	5.14	3.43
SEWERAGE SERVICES										
TTRIBAL AREA SUB-PLAN										
SANITATION SERVICES	0.00	48.11								
TOTAL 3:	1541.53	763.79	1849.02	825.51	2575.83	579.63	2828.39	529.29	3339.77	671.71
TOTAL(PUBLIC HEALTH):	1541.53	715.68	1849.02	825.51	2575.83	579.63	2828.39	529.29	3339.77	671.71
4. WATER SUPPLY AND SANITATION										
WATER SUPPLY	1997.16	2108.40	1328.96	2549.11	693.23	3701.06	1826.05	3912.65	2297.69	4151.46
WATER SUPPLY	3539.25	2060.29	1787.46	2415.86	1919.44	3482.03	3868.03	3898.53	4316.44	4118.52
URBAN WATER SUPPLY PROGRAMMES	3.71	292.85	0.00	683.37	43.36	734.08	595.45	656.63	96.02	938.80
RURAL WATER SUPPLY PROGRAMMES	4.25	1745.12	0.57	1003.00	154.35	1580.92	186.36	1824.39	345.86	1724.81
ASSISTANCE TO LOCAL BODIES	0.00	160.94	0.00	93.31	0.00	191.77	0.00	222.12	0.00	346.80
SEWERAGE AND SANITATION	0.00	48.11	0.00	73.25	1.02	53.81	0.03	14.11	3.01	32.94
ASSISTANCE TO LOCAL BODIES	0.00	15.11	0.00	30.27	0.00	0.00	0.00	14.11	0.00	0.00

TABLE II.89

Details of Medical relief (West Bengal)

(in Rs. Lakh)

ITEMS	1985-86		1986-87		1987-88		1988-89		1989-90	
	NON-PLAN*	PLAN	NON-PLAN	PLAN	NON-PLAN	PLAN	NON-PLAN	PLAN	NON-PLAN	PLAN
HOSPITALS	5899.02	160.62	7173.09	213.88	7416.05	110.11	8735.57	144.74	10078.11	137.33
DISPENSARIES	0.00	0.00	0.00	0.00	0.00	0.00	0.00	0.00	0.00	0.00
PRIMARY HEALTH CENTRES	2765.65	0.63	1445.64	36.76	1388.74	10.49	1541.75	66.56	1785.07	35.50
COMMUNITY HEALTH CENTRES	0.00	0.00	0.00	0.00	0.00	0.00	0.00	0.00	0.00	0.00
SUB-CENTRES	0.00	0.00	2180.27	0.00	1554.78	0.00	1829.02	0.00	2067.31	0.00
E.S.I	1977.16	52.63	2155.16	8.68	2258.27	106.07	2324.42	92.25	2386.27	28.59
OTHERS	119.54	43.44	170.81	23.47	202.50	27.26	223.00	33.76	227.03	46.63
TOTAL	10761.15	257.32	13125.00	282.80	12820.70	253.94	14653.78	337.32	16543.82	248.05

* Unallocated -0.22 Lakhs.

TABLE II.90

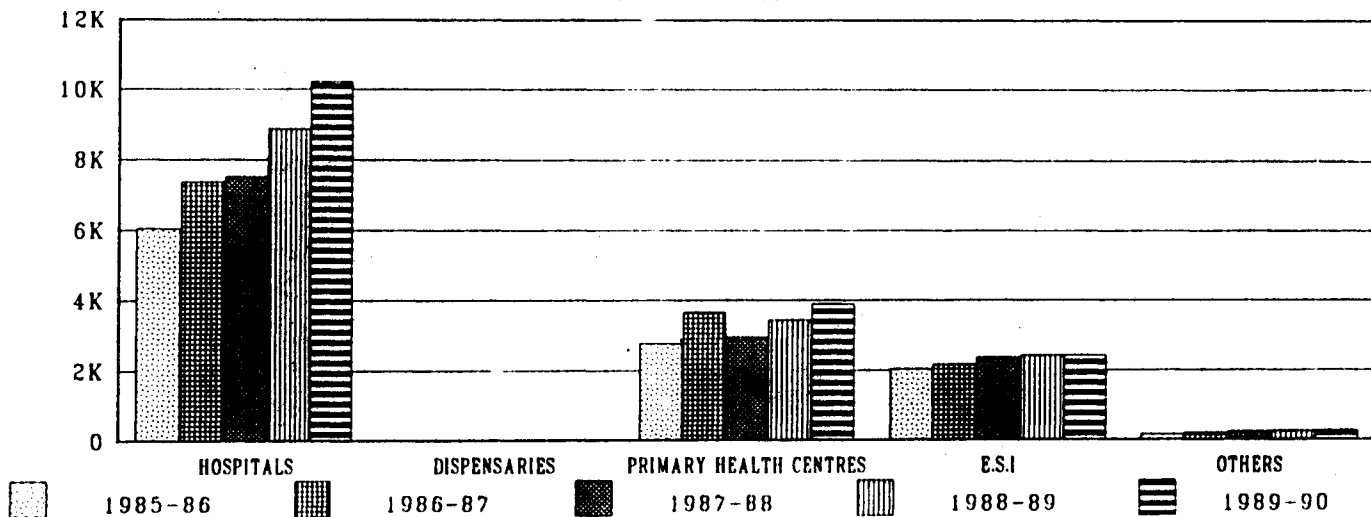
Details of Disease Control Programmes (West Bengal)

(in Rs. lakh)

ITEMS	1985-86		1986-87		1987-88		1988-89		1989-90	
	NON-PLAN	PLAN	NON-PLAN	PLAN	NON-PLAN	PLAN	NON-PLA	PLAN	NON-PLAN	PLAN
IMMUNISATION	NA	NA	NA	NA	NA	NA	NA	NA	NA	NA
PLAGUE	NA	NA	NA	NA	NA	NA	NA	NA	NA	NA
CHOLERA	80.19	NA	43.56	NA	49.05	NA	37.52	NA	27.78	NA
LEPROSY	178.71	213.33	220.96	209.6	361.56	72.79	485.21	72.04	492.87	140.84
MALARIA	441.95	470.31	488.65	576.56	844.88	300.27	874.97	378.79	1080.11	397.61
FILARIA	23.6	1.63	34.48	0.22	57.84	1.91	53.99	0.21	42.28	6.73
SMALL POX	33.96	NA	40.64	NA	36.35	NA	31.23	NA	50.55	NA
TB CONT.	120.9	0.74	136.86	19.02	182.04	181.85	169.48	54.01	271.08	30.02
OTHERS	69.57	3.03	161.5	7.36	310.74	11.34	389.94	15.16	444.34	68.13
TOTAL:	948.88	689.04	1126.66	812.76	1842.46	568.18	2042.35	520.22	2409.02	643.34

MEDICAL RELIEF(In Rs. Lakhs)

STATE: WEST BENGAL



PREVENTION AND CONTROL OF DISEASES

WEST BENGAL:

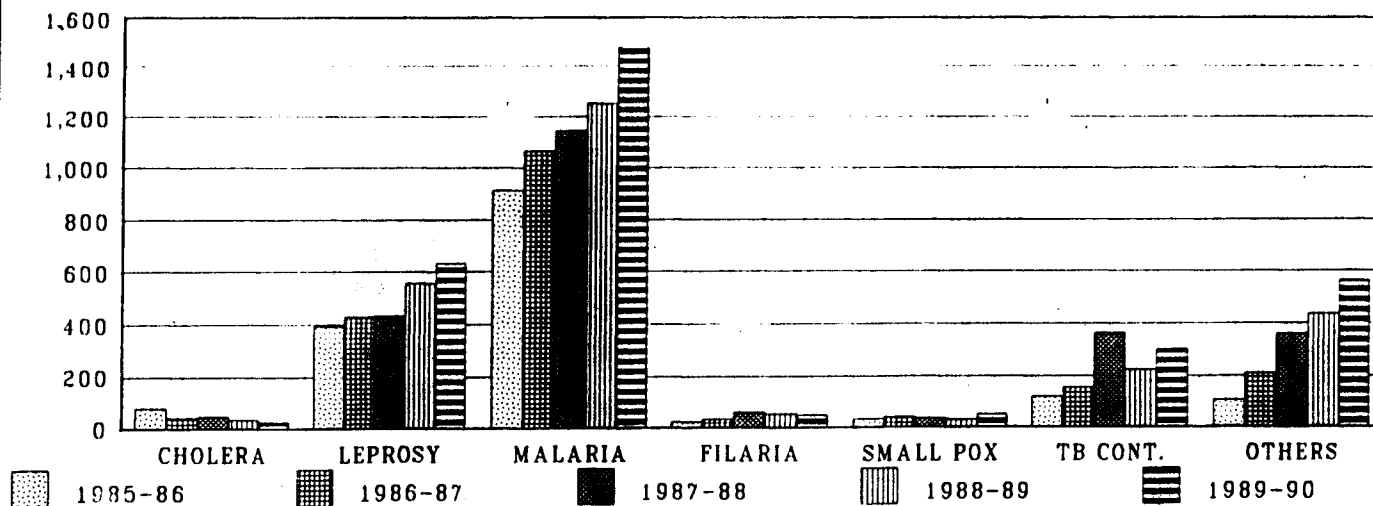


Table II.91

Expenditure on Capital account - Plan and Non-plan (Goa)

in Rs. Lakh)

HEAD / YEAR	1985-86		1986-87		1987-88		1988-89		1989-90	
	NON-PLAN	PLAN	NON-PLAN	PLAN	NON-PLAN	PLAN	NON-PLAN	PLAN	NON-PLAN	PLAN
I. MEDICAL & PUBLIC HEALTH(4210)	0.00	244.77	0.00	255.29	0.00	290.38	0.00	445.95	0.00	556.46
A. MEDICAL	0.00	184.27	0.00	169.99	0.00	289.23	0.00	445.95	0.00	547.14
B. PUBLIC HEALTH	0.00	60.50	0.00	85.30	0.00	1.15	0.00	0.00		9.32
II. FAMILY WELFARE(4211)	0.00	0.00	0.00	0.00	0.00	0.00	0.00	0.00	0.00	0.00
III. WATER SUPPLY & SANITATION(4215)	0.00	826.00	0.00	923.49	0.00	1009.48	0.00	1286.52	0.00	1554.80
WATER SUPPLY	NA	NA	NA	NA	NA	NA	NA	NA	NA	NA
URBAN WATER SUPPLY	NA	NA	NA	NA	NA	NA	NA	NA	NA	NA
RURAL WATER SUPPLY	NA	NA	NA	NA	NA	NA	NA	NA	NA	NA
SEWERAGE & SANITATION	0.00	65.98	0.00	162.85	0.00	131.49	0.00	119.47	0.00	182.95

TABLE II.92

Expenditure on Revenue account - Plan and Non-plan (Goa)

(in Rs. Lakh)

HEAD / YEAR	1985-86		1986-87		1987-88		1988-89		1989-90	
	NON-PLAN	PLAN	NON-PLAN	PLAN	NON-PLAN	PLAN	NON-PLAN	PLAN	NON-PLAN	PLAN
I. MEDICAL & PUBLIC HEALTH(2210)	1080.45	82.52	1257.95	85.17	1140.51	78.02	1538.31	108.74	1700.89	196.36
A. MEDICAL	957.60	67.66	1149.41	72.14	1038.73	66.35	1403.45	87.75	1548.47	167.66
B. PUBLIC HEALTH	122.85	14.86	108.54	13.03	101.78	11.67	134.86	20.99	152.42	28.70
II. FAMILY WELFARE(2211)	0.00	54.61	0.00	54.91	0.00	48.38	0.00	65.34	0.00	80.00
III. WATER SUPPLY & SANITATION(2215)	600.00	42.00	628.04	85.18	630.08	64.28	884.87	102.94	950.00	115.00
WATER SUPPLY	NA	NA	NA	NA	NA	NA	NA	NA	NA	NA
RURAL WATER SUPPLY	NA	NA	NA	NA	NA	NA	NA	NA	NA	NA
URBAN WATER SUPPLY	NA	NA	NA	NA	NA	NA	NA	NA	NA	NA
A. SEWERAGE & SANITATION	11.01	0.00	15.38	0.00	17.73	0.00	39.52	0.00	31.08	0.00

TABLE II.93

Capital plus Revenue Expenditure (Goa)

(in Rs. Lakh)

HEAD / YEAR	1985-1886 TOTAL	1986-87 TOTAL	1987-88 TOTAL	1988-89 TOTAL	1989-90 TOTAL
I. MEDICAL & PUBLIC HEALTH	1407.74	1598.41	1508.91	2093.00	2453.71
A. MEDICAL	1209.53	1391.54	1394.31	1937.15	2263.27
B. PUBLIC HEALTH	198.21	206.87	114.60	155.85	190.44
II. FAMILY WELFARE	54.61	54.91	48.38	65.34	80.00
III. WATER SUPPLY & SANITATION	1468.00	1636.71	1703.84	2274.33	2619.80
WATER SUPPLY	NA	NA	NA	NA	NA
RURAL WATER SUPPLY	NA	NA	NA	NA	NA
URBAN WATER SUPPLY	NA	NA	NA	NA	NA
SEWERAGE & SANITATION	76.99	178.23	149.22	158.99	214.03

REVENUE ACCOUNT (in Rs.Lakhs)

STATE: GOA

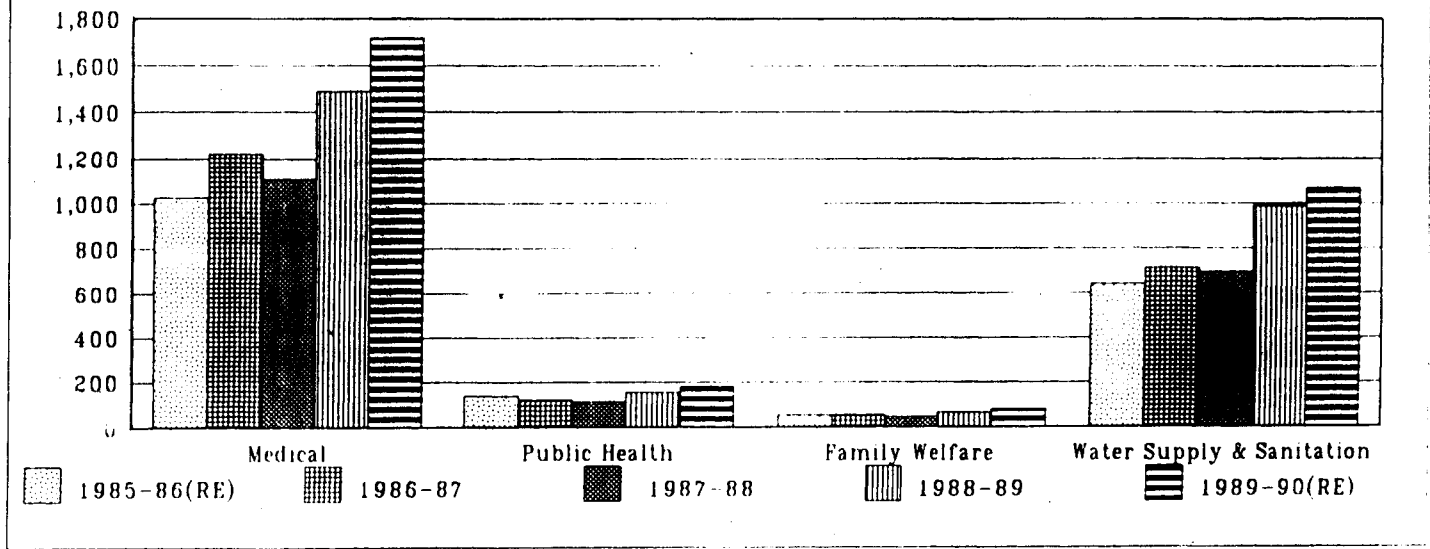


TABLE II.94

Details of Revenue Expenditure (Goa)

(in Rs. Lakh)

HEAD / YEAR	1985-86(RE)		1986-87		1987-88		1988-89		1989-90(RE)	
	NON-PLAN	PLAN	NON-PLAN*	PLAN	NON-PLAN	PLAN	NON-PLAN	PLAN	NON-PLAN	PLAN
I. MEDICAL										
A. ALLOPATHY:										
DIRECTION & ADMINISTRATION	18.81	0.00	22.96	0.00	22.05	0.00	31.33	0.00	35.50	0.00
MEDICAL RELIEF	786.31	16.60	955.93	37.67	836.85	35.89	1120.93	60.53	1243.36	93.43
E.S.I.	23.65	21.28	23.98	0.00	19.27	10.32	26.77	4.00	28.00	40.00
MEDICAL STORES DEPOTS			3.19		2.87	0.00	4.50	0.00	4.95	0.00
TRIBAL AREA SUB-PLAN										
OTHER EXPENDITURE	8.29	0.00	9.55	0.00	9.83	0.00	15.42	0.00	16.32	0.05
TOTAL A:	837.06	37.88	1015.61	37.67	890.87	46.21	1198.95	64.53	1328.13	133.48
B. MEDICAL EDUCATION TRAINING & RESEARCH	119.87	29.78	133.08	34.40	147.12	20.14	203.31	23.22	219.12	34.18
C. OTHER SYSTEM OF MEDICINE	0.67	0.00	0.72	0.07	0.73	0.00	1.19	0.00	1.22	0.00
MEDICAL TOTAL:(A+B+C)	957.60	67.66	1149.41	72.14	1038.72	66.35	1403.45	87.75	1548.47	167.66
II. FAMILY PLANNING	0.00	54.61	0.00	54.91	0.00	48.38	0.00	65.34	0.00	80.00
MATERNITY & CHILD HEALTH	0.00	0.20	0.00	0.06	0.00	0.23	0.00	0.94	0.00	2.20
III. PUBLIC HEALTH										
DIRECTION & ADMINISTRATION	19.51	0.00	23.26	0.02	17.52	1.19	23.91	1.39	28.43	2.40

TABLE II.94 (Contd.)

(in Rs. Lakh)

HEAD / YEAR	1985-86(RE)		1986-87		1987-88		1988-89		1989-90(RE)	
	NON-PLAN	PLAN	NON-PLAN*	PLAN	NON-PLAN	PLAN	NON-PLAN	PLAN	NON-PLAN	PLAN
PREVENTION & CONTROL OF DISEASES	74.52	14.86	59.30	12.59	57.52	10.28	80.49	18.82	91.88	24.30
PREVENTION OF FOOD ADULTRATION					2.59	0.00	5.53	0.79	8.52	0.09
PREVENTION OF AIR & WATER POLLUTION	2.39	0.00			0.00	2.13	0.00	0.53	0.00	1.00
DRUG CONTROL	13.33	0.00	12.10	0.00	14.86	0.00	16.80	0.00	17.81	1.00
TRAINNING			0.00	0.42	0.00	0.20	0.00	0.78	0.00	1.00
HEALTH STATISTICS & RESEARCH	1.48	0.00	1.75	0.00	1.55	0.00	2.37	0.00	2.46	0.00
HEALTH EDUCATION & PUBLICITY	4.72	0.00	5.94	0.00	5.57	0.00	6.60	0.00	7.45	0.00
MANUFACTURE OF SERA & VACCINE	3.64	0.00	3.16	0.00	2.25	0.00	0.88	0.00	0.10	0.00
PUBLIC HEALTH LABS.	3.26	0.00	4.07	0.00	3.57	0.00	5.48	0.00	5.89	0.00
OTHER EXPENDITURE			0.71	0.00	0.49	0.00	0.70	0.00	0.86	0.00
TRIBAL AREA SUB-PLAN										
TOTAL (III):(PUBLIC HEALTH)	122.85	14.86	108.54	13.03	101.78	11.67	134.86	20.99	152.42	28.70
SEWERAGE & SANITATION			15.38	0.00	17.73	2.13	39.52	0.65	32.08	1.00

NOTE: * Inconsistency in Budget.

TABLE II.95

**Expenditure on Capital account -
Plan and Non-plan (Himachal Pradesh)**

(in Rs. Lakh)

HEAD / YEAR	1985-86		1986-87		1987-88		1988-89(RE)		1989-90(BE)	
	NON-PLAN	PLAN	NON-PLAN	PLAN	NON-PLAN	PLAN	NON-PLAN	PLAN	NON-PLAN	PLAN
I. MEDICAL & PUBLIC HEALTH(4210)	0.00	263.38	0.00	333.39	0.00	237.91	0.00	386.80	0.00	220.79
A. MEDICAL	0.00	257.79	0.00	305.56	0.00	237.91	0.00	386.61	0.00	220.79
B. PUBLIC HEALTH	0.00	5.59	0.00	27.83	0.00	0.00	0.00	0.19	0.00	0.00
II. FAMILY WELFARE(4211)	0.00	71.25	0.00	76.53	0.00	23.17	0.00	67.78	0.00	67.78
III. WATER SUPPLY & SANITATION(4215)	0.00	1636.66	0.00	1895.28	0.00	2696.99	0.00	57.28	0.00	50.00
WATER SUPPLY	NA	NA	NA	NA	NA	NA	NA	NA	NA	NA
URBAN WATER SUPPLY	NA	NA	NA	NA	NA	NA	NA	NA	NA	NA
RURAL WATER SUPPLY	NA	NA	NA	NA	NA	NA	NA	NA	NA	NA
SEWERAGE & SANITATION	0.00	3.58	NA	NA	NA	NA	NA	NA	NA	NA

TABLE II.96

Expenditure on Revenue account -
Plan and Non-plan (Himachal Pradesh)

(in Rs. Lakh)

HEAD / YEAR	1985-86		1986-87		1987-88		1988-89(RE)		1989-90(BE)	
	NON-PLAN	PLAN	NON-PLAN	PLAN	NON-PLAN	PLAN	NON-PLAN	PLAN	NON-PLAN	PLAN
I. MEDICAL & PUBLIC HEALTH(2210)	2087.91	459.93	2407.8	505.61	2995.3	621.81	3521.38	738.31	3601.47	964.86
A. MEDICAL	1787.77	266.02	2086.33	259.06	2620.39	399.95	3057.72	497.07	3131.87	666.74
B. PUBLIC HEALTH	300.14	193.91	321.47	246.55	374.91	221.86	463.66	241.24	469.60	298.12
II. FAMILY WELFARE(2211)	52.80	592.55	56.72	564.06	58.40	630.13	63.37	629.97	63.44	745.38
III. WATER SUPPLY & SANITATION(2215)	646.33	2139.75	1662.38	1184.05	1387.46	2300.40	1601.91	2736.60	1606.40	2299.14
WATER SUPPLY	NA	NA	NA	NA	NA	NA	NA	NA	NA	NA
URBAN WATER SUPPLY	NA	NA	NA	NA	NA	NA	NA	NA	NA	NA
RURAL WATER SUPPLY	NA	NA	NA	NA	NA	NA	NA	NA	NA	NA
A. SEWERAGE & SANITATION	NA	NA	2.00	14.09	2.00	5.00	2.10	5.00	2.20	15.00

TABLE II.97

Capital plus Revenue Expenditure (Himachal Pradesh)

(in Rs. Lakh)

HEAD / YEAR	1985-86 TOTAL	1986-87 TOTAL	1987-88 TOTAL	1988-89 TOTAL	1989-90 TOTAL
I. MEDICAL & PUBLIC HEALTH	2811.22	3246.80	3855.02	4646.49	4787.12
A. MEDICAL	2311.58	2650.95	3258.25	3941.40	4019.40
B. PUBLIC HEALTH	499.64	595.85	596.77	705.09	767.72
II. FAMILY WELFARE	716.6	697.31	711.70	761.12	876.60
III. WATER SUPPLY & SANITATION	4422.74	4741.71	6384.85	4395.79	3955.54
WATER SUPPLY	NA	NA	NA	NA	NA
URBAN WATER SUPPLY	NA	NA	NA	NA	NA
RURAL WATER SUPPLY	NA	NA	NA	NA	NA
SEWERAGE & SANITATION	NA	NA	NA	NA	NA

REVENUE ACCOUNT (in Rs.Lakhs)

STATE:HIMACHAL PRADESH

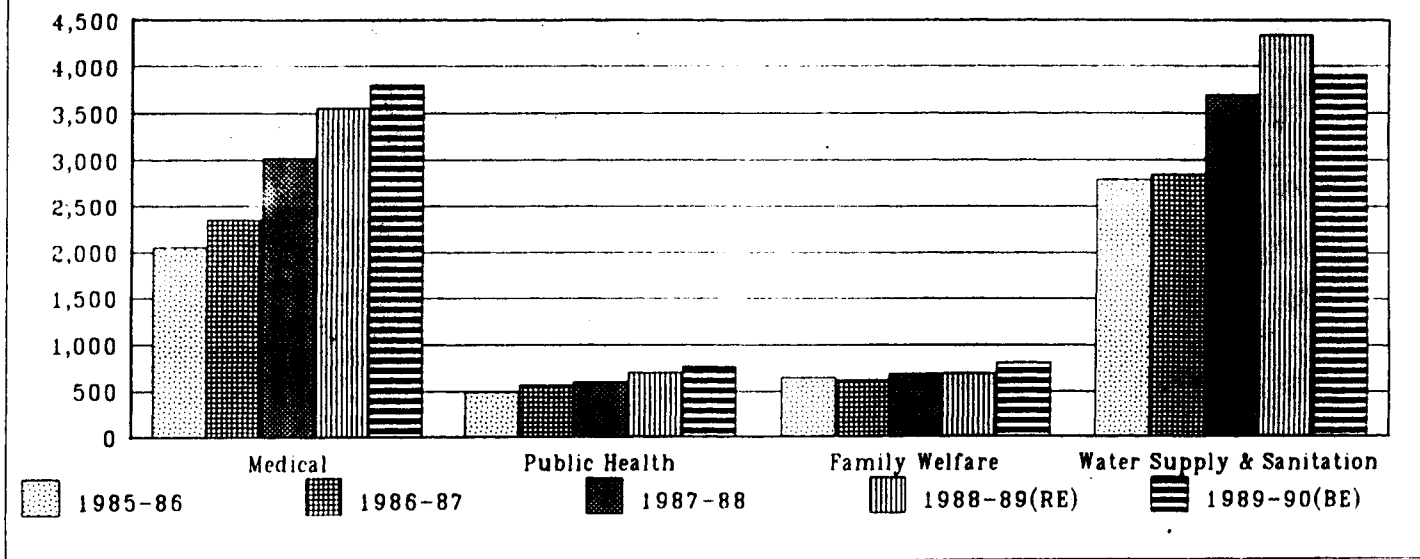


TABLE II.98

Details of Revenue Expenditure (Himachal Pradesh)

(in Rs. Lakh)

HEAD / YEAR	1985-86		1986-87		1987-88		1988-89(RE)		1989-90(BE)	
	NON-PLAN	PLAN	NON-PLAN	PLAN	NON-PLAN	PLAN	NON-PLAN	PLAN	NON-PLAN	PLAN
I. MEDICAL										
A. ALLOPATHY:										
DIRECTION & ADMINISTRATION	35.30	0.00	36.64	1.23	46.71	1.80	54.24	3.15	54.44	18.50
MEDICAL RELIEF	1094.18	138.93	1337.23	127.91	1656.07	184.46	1903.91	179.02	1955.28	265.03
E.S.I.	6.16	0.91	11.10	2.56	12.13	2.74	12.51	4.20	13.05	6.67
MEDICAL STORES DEPOTS										
TRIBAL AREA SUB-PLAN	28.90	0.00	17.61	0.00						
OTHER EXPENDITURE	14.23	28.86	16.76	39.22	28.75	62.29	45.71	41.55	44.79	76.12
TOTAL A:	1178.77	168.70	1419.37	170.92	1743.47	251.30	2016.37	227.92	2067.56	366.32
B. MEDICAL EDUCATION TRAINING & RESEARCH	179.47	60.88	201.26	47.00	242.56	79.67	290.29	173.57	293.53	162.06
C. OTHER SYSTEM OF MEDICINE	312.29	21.38	335.15	26.90	434.73	37.68	544.69	64.12	556.91	83.25
MEDICAL TOTAL:(A+B+C)	1670.53	250.96	1955.78	244.82	2420.76	368.65	2851.35	465.61	2918	611.63
II. FAMILY PLANNING	50.56	578.02	55.13	550.97	56.32	611.37	60.20	599.72	60.25	703.28
MATERNITY & CHILD HEALTH	22.71	19.50	23.08	22.10	28.56	51.50	31.70	59.73	31.75	60.11

TABLE II.98 (contd.)

(in Rs. Lakh)

HEAD / YEAR	1985-86		1986-87		1987-88		1988-89(RE)		1989-90(BE)	
	NON-PLAN	PLAN	NON-PLAN	PLAN	NON-PLAN	PLAN	NON-PLAN	PLAN	NON-PLAN	PLAN
III.PUBLIC HEALTH										
DIRECTION & ADMINISTRATION	29.64	0.00	31.73	0.17	33.54	0.53	43.13	0.75	43.32	1.00
PREVENTION & CONTROL OF DISEASES	250.09	188.42	267.35	238.01	332.74	215.39	409.38	216.01	413.98	285.94
PREVENTION OF FOOD ADULTRATION										
PREVENTION OF AIR & WATER POLLUTION										
DRUG CONTROL										
TRAINING	5.09	0.00	4.34	0.00	5.98	0.00	7.56	0.00	7.56	0.00
HEALTH STATISTICS & RESEARCH	0.00	0.00	0.00	0.00	0.00	0.00	0.00	0.00	0.00	0.00
HEALTH EDUCATION & PUBLICITY	0.96	0.00	1.59	0.00	1.69	0.00	2.00	0.00	2.00	0.00
MANUFACTURE OF SERA & VACCINE										
PUBLIC HEALTH LABS.	1.78	3.00	0.62	5.12	0.91	5.82	0.90	24.02	2.05	11.18
OTHER EXPENDITURE	0.59	0.00	0.76	0.00	0.05	0.12	0.69	0.46	0.69	0.00
TRIBAL AREA SUB-PLAN										
TOTAL (III):(PUBLIC HEALTH)	288.15	191.42	306.39	243.30	374.91	221.86	463.66	241.24	469.60	298.12
SEWERAGE & SANITATION			2.00	14.09	2.00	5.00	2.10	5.00	2.20	15.00

TABLE II.99

**Expenditure on Capital account -
Plan and Non-plan (Manipur)**

(in Rs. Lakh)

HEAD / YEAR	1985-86(RE)		1987-88(RE)		1988-89(RE)		1989-90(BE)	
	NON-PLAN	PLAN	NON-PLAN	PLAN	NON-PLAN	PLAN	NON-PLAN	PLAN
I. MEDICAL & PUBLIC HEALTH(4210)	0.00	110.19	0.00	0.00	0.00	0.00	0.00	0.00
A. MEDICAL	0.00	110.19	0.00	0.00	0.00	0.00	0.00	0.00
B. PUBLIC HEALTH	0.00	0.00	0.00	0.00	0.00	0.00	0.00	0.00
II. FAMILY WELFARE(4211)	0.00	21.68	0.00	40.41	0.00	49.00	0.00	49.00
III. WATER SUPPLY & SANITATION(4215)	0.00	1153.25	0.00	1390.04	0.00	1192.94	0.00	1257.94
WATER SUPPLY	NA	NA	NA	NA	NA	NA	NA	NA
URBAN WATER SUPPLY	NA	NA	NA	NA	NA	NA	NA	NA
RURAL WATER SUPPLY	NA	NA	NA	NA	NA	NA	NA	NA
A. SEWERAGE & SANITATION	NA	NA	NA	NA	NA	NA	NA	NA

Note: Data for the year (1986-87) not available.

TABLE II.100

**Expenditure on Revenue account -
Plan and Non-plan (Manipur)**

(in Rs. Lakh)

HEAD / YEAR	1985-86(RE)		1987-88(RE)		1988-89(RE)		1989-90(BE)	
	NON-PLAN	PLAN	NON-PLAN	PLAN	NON-PLAN	PLAN	NON-PLAN	PLAN
I. MEDICAL & PUBLIC HEALTH(2210)	254.10	115.64	818.63	227.04	1174.66	315.58	966.00	412.08
A. MEDICAL	127.05	57.82	677.53	91.48	985.67	144.62	811.97	227.80
B. PUBLIC HEALTH	127.05	57.82	141.10	135.56	188.99	170.96	154.03	184.28
II. FAMILY WELFARE(2211)	0.00	170.26	0.00	197.49	0.00	279.17	0.00	273.42
III. WATER SUPPLY & SANITATION(2215)	60.95	0.00	601.55	0.00	749.23	0.00	727.48	0.00
WATER SUPPLY	NA	NA	NA	NA	NA	NA	NA	NA
URBAN WATER SUPPLY	NA	NA	NA	NA	NA	NA	NA	NA
RURAL WATER SUPPLY	NA	NA	NA	NA	NA	NA	NA	NA
SEWERAGE & SANITATION	NA	NA	NA	NA	NA	NA	NA	NA

Note: Data for the year (1986-87) not available.

TABLE II.101

Capital plus Revenue Expenditure (Manipur)

(in Rs. Lakh)

HEAD / YEAR	1985-86 TOTAL	1987-88 TOTAL	1988-89 TOTAL	1989-90 TOTAL
I. MEDICAL & PUBLIC HEALTH	479.93	1045.67	1490.24	1378.08
A. MEDICAL	295.06	769.01	1130.29	1039.77
B. PUBLIC HEALTH	184.87	276.66	359.95	338.31
II. FAMILY WELFARE	191.94	237.90	328.17	322.42
III. WATER SUPPLY & SANITATION	1214.20	1991.59	1942.17	1985.42
WATER SUPPLY	NA	NA	NA	NA
URBAN WATER SUPPLY	NA	NA	NA	NA
RURAL WATER SUPPLY	NA	NA	NA	NA
SEWERAGE & SANITATION	NA	NA	NA	NA

Note; Data for the year (1986-87) not available.

REVENUE ACCOUNT (in Rs.Lakhs)

STATE: MANIPUR

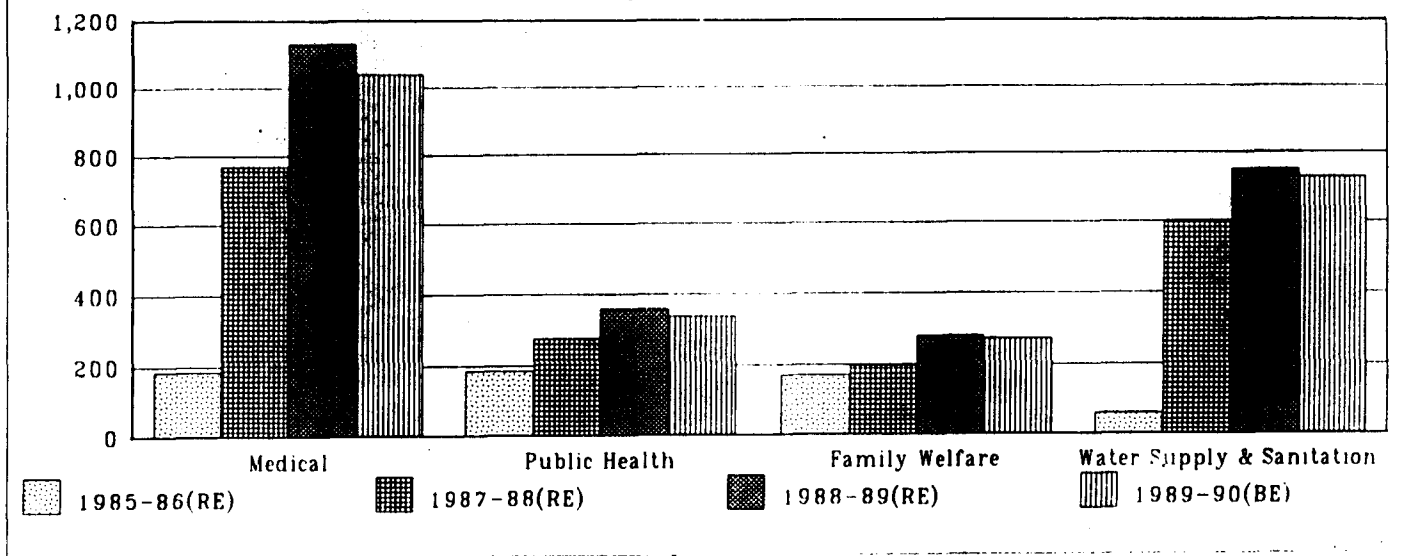


TABLE II.102

Details of Revenue Expenditure (Manipur)

(in Rs. Lakh)

HEAD / YEAR	1985-86		1987-88		1988-89(RE)		1989-90(BE)	
	NON-PLAN	PLAN	NON-PLAN	*PLAN	NON-PLAN	PLAN	NON-PLAN	PLAN
I. MEDICAL								
A. ALLOPATHY:								
DIRECTION & ADMINISTRATION	47.21	1.87	50.17	9.01	76.46	6.21	63.15	6.30
MEDICAL RELIEF	458.11	28.32	484.67	69.43	664.98	129.75	568.11	206.00
E.S.I.			1.58	0.00	1.76		1.67	
MEDICAL STORES DEPOTS								
TRIBAL AREA SUB-PLAN								
OTHER EXPENDITURE	9.82	0.00	8.06	2.36	39.51	2.00	30.00	3.50
TOTAL A:	515.14	30.19	544.48	80.80	782.71	137.96	662.93	215.80
B. MEDICAL EDUCATION TRAINING & RESEARCH	55.33	2.76	61.84	9.24	172.01	5.15	119.44	9.00
C. OTHER SYSTEM OF MEDICINE	0.40	0.00	0.50	1.44	0.60	1.51	0.60	3.00
MEDICAL TOTAL:(A+B+C)	570.87	32.95	606.82	91.48	955.32	144.62	782.97	227.8
II. FAMILY PLANNING	0.00	170.26	0.00	197.49	0.00	279.17	0.00	273.42
MATERNITY & CHILD HEALTH	0.00	3.50	0.00	2.86	0.00	13.26	0.00	13.26

TABLE II.102 (Contd.)

(in Rs. Lakh)

HEAD / YEAR	1985-86		1987-88		1988-89(RE)		1989-90(BE)	
	NON-PLAN	PLAN	NON-PLAN	*PLAN	NON-PLAN	PLAN	NON-PLAN	PLAN
III. PUBLIC HEALTH								
DIRECTION & ADMINISTRATION	0.00	0.00	0.00	0.00	0.00	0.00	0.00	0.00
PREVENTION & CONTROL OF DISEASES	106.13	55.77	128.12	130.76	177.86	163.56	144.11	173.28
PREVENTION OF FOOD ADULTRATION			0.00	0.49	0.00	1.00	0.00	2.00
PREVENTION OF AIR & WATER POLLUTION								
DRUG CONTROL			0.00	0.19	0.00	2.00	0.00	3.00
TRAINING								
HEALTH STATISTICS & RESEARCH								
HEALTH EDUCATION & PUBLICITY	11.29	0.53	5.45	0.39	7.78	0.40	6.81	1.00
MANUFACTURE OF SERA & VACCINE								
PUBLIC HEALTH LABS.	6.01	0.94	0.00	0.38	0.00	2.00	0.00	3.00
OTHER EXPENDITURE	3.62	0.58	2.19	3.35	3.35	2.00	3.11	2.00
TRIBAL AREA SUB-PLAN								
TOTAL (III):(PUBLIC HEALTH)	127.05	57.82	141.10	135.56	188.99	170.96	154.03	184.28
SEWERAGE & SANITATION								

NOTE: * Inconsistency in Budget.

TABLE II.103

Expenditure on Capital account -
Plan and Non-Plan (Meghalaya)

(in Rs. Lakh)

HEAD / YEAR	1985-86		1986-87		1987-88		1988-89(RE)		1989-90(RE)	
	NON-PLAN	PLAN	NON-PLAN	PLAN	NON-PLAN	PLAN	NON-PLAN	PLAN	NON-PLAN	PLAN
I. MEDICAL & PUBLIC HEALTH(4210)	0.00	90.40	0.00	151.47	0.00	182.53	0.00	169.30	0.00	169.64
A. MEDICAL	0.00	90.40	0.00	147.47	0.00	179.86	0.00	167.30	0.00	161.51
B. PUBLIC HEALTH	0.00	0.00	0.00	4.00	0.00	2.67	0.00	2.00	0.00	8.13
II. FAMILY WELFARE(4211)	0.00	33.25	0.00	20.72	0.00	9.34	0.00	0.50	0.00	2.88
III. WATER SUPPLY & SANITATION(4215)	0.00	1108.37	0.00	1235.88	0.00	1171.36	0.00	1117.31	0.00	1429.00
WATER SUPPLY	NA	NA	NA	NA	NA	NA	NA	NA	NA	NA
URBAN WATER SUPPLY	NA	NA	NA	NA	NA	NA	NA	NA	NA	NA
RURAL WATER SUPPLY	NA	NA	NA	NA	NA	NA	NA	NA	NA	NA
SEWERAGE & SANITATION	NA	NA	NA	NA	NA	NA	NA	NA	NA	NA

TABLE II.104

**Expenditure on Revenue account -
Plan and Non-plan (Meghalaya)**

(in Rs. Lakh)

HEAD / YEAR	1985-86		1986-87		1987-88		1988-89(RE)		1989-90(RE)	
	NON-PLAN	PLAN	NON-PLAN	PLAN	NON-PLAN	PLAN	NON-PLAN	PLAN	NON-PLAN	PLAN
I. MEDICAL & PUBLIC HEALTH(2210)	940.59	186.09	847.81	228.10	922.28	225.23	1308.27	227.97	1305.9	348.81
A. MEDICAL	679.10	59.5	650.05	54.25	739.44	72.54	1004.46	88.92	1013.16	151.50
B. PUBLIC HEALTH	261.49	126.59	197.76	173.85	182.84	152.69	303.81	139.05	292.74	197.31
II. FAMILY WELFARE(2211)	21.23	101.34	21.08	103.83	24.63	130.74	31.75	163.83	31.40	212
III. WATER SUPPLY & SANITATION(2215)	139.35	39.83	7.33	87.1	421.41	122.53	652.27	188.96	973	236
WATER SUPPLY	NA	NA	NA	NA	NA	NA	NA	NA	NA	NA
URBAN WATER SUPPLY	NA	NA	NA	NA	NA	NA	NA	NA	NA	NA
RURAL WATER SUPPLY	NA	NA	NA	NA	NA	NA	NA	NA	NA	NA
A. SEWERAGE & SANITATION	NA	NA	NA	NA	NA	NA	NA	NA	NA	NA

TABLE II.105

Capital plus Revenue Expenditure (Meghalaya)

(in Rs. Lakh)

HEAD / YEAR	1985-86	1986-87	1987-88	1988-89	1989-90
	TOTAL	TOTAL	TOTAL	TOTAL	TOTAL
I. MEDICAL & PUBLIC HEALTH	1217.08	1227.38	1330.04	1705.54	1824.35
A. MEDICAL	829.00	851.77	991.84	1260.68	1326.17
B. PUBLIC HEALTH	388.08	375.61	338.20	444.86	498.18
II. FAMILY WELFARE	155.82	145.63	164.71	196.08	246.28
III. WATER SUPPLY & SANITATION	1287.55	1330.31	1715.30	1958.54	2638.00
WATER SUPPLY	NA	NA	NA	NA	NA
URBAN WATER SUPPLY	NA	NA	NA	NA	NA
RURAL WATER SUPPLY	NA	NA	NA	NA	NA
SEWERAGE & SANITATION	NA	NA	NA	NA	NA

REVENUE ACCOUNT (in Rs.Lakhs)

STATE: MEGHALAYA

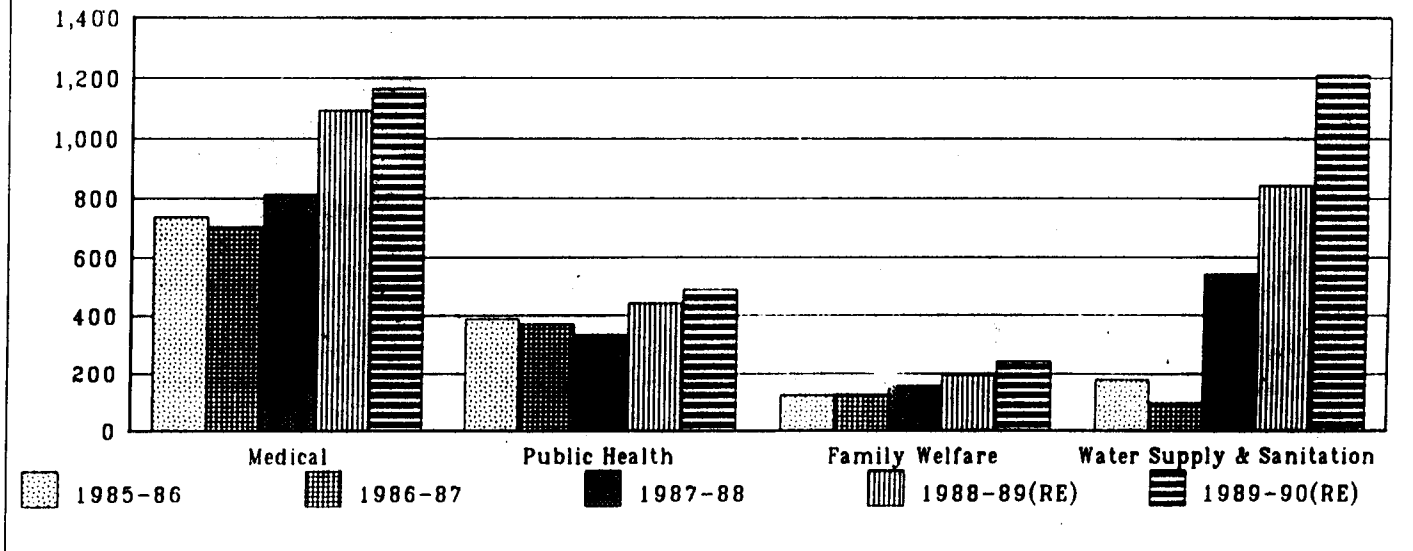


TABLE II.106

Details of Revenue Expenditure (Meghalaya)

(in Rs. Lakh)

HEAD / YEAR	1985-86		1986-87		1987-88		1988-89(RE)		1989-90(BE)	
	NON-PLAN	PLAN	NON-PLAN	PLAN	NON-PLAN	PLAN	NON-PLAN	PLAN	NON-PLAN	PLAN
I. MEDICAL										
A. ALLOPATHY:										
DIRECTION & ADMINISTRATION	42.86	0.2	52.11	3.71	51.5	7.52	77.97	9.3	76.67	16.9
MEDICAL RELIEF	583.15	52.43	545.44	43.54	629.97	53.47	864.26	63.82	874.11	115.1
E.S.I.										
MEDICAL STORES DEPOTS										
TRIBAL AREA SUB-PLAN										
OTHER EXPENDITURE	1.1	0.06	1.03	0.01	2.21	0.04	1.91	0.1	1.91	0.5
TOTAL A:	627.11	52.69	598.58	47.26	683.68	61.03	944.28	73.22	570.96	132.5
B. MEDICAL EDUCATION TRAINING & RESEARCH	50.56	6.81	49.57	6.78	53.66	11.2	57.1	14.7	57.01	18
C. OTHER SYSTEM OF MEDICINE	1.43	0	1.9	0.21	2.1	0.31	3.22	1.00	3.46	1
MEDICAL TOTAL:(A+B+C)	679.1	59.5	650.05	54.25	739.44	72.54	1004.6	88.92	631.43	151.5
II. FAMILY PLANNING	21.23	101.34	21.08	103.83	24.63	130.74	31.75	163.83	31.4	212
MATERNITY & CHILD HEALTH	8.94	4.48	8.73	0.55	10.36	2.32	10.32	23.92	10.74	21.27

TABLE II.106 (Contd.)

(in Rs. Lakh)

HEAD / YEAR	1985-86		1986-87		1987-88		1988-89(RE)		1989-90(BE)	
	NON-PLAN	PLAN	NON-PLAN	PLAN	NON-PLAN	PLAN	NON-PLAN	PLAN	NON-PLAN	PLAN
III.PUBLIC HEALTH										
DIRECTION & ADMINISTRATION										
PREVENTION & CONTROL OF DISEASES	85.32	88.8	95.17	115.24	106.51	96.61	149.67	122.15	149.94	169.81
PREVENTION OF FOOD ADULTATION	1.5	0	1.55	0	1.7	0	2.41	1.00	2.34	3.1
PREVENTION OF AIR & WATER POLLUTION	0	0	0	7.71	0	30.21	0	5	0	5
DRUG CONTROL	1.42	0	2.7	0	1.84	0	3.26	0	3.27	0.5
TRAINING										
HEALTH STATISTICS & RESEARCH	1.5	0	1.71	0.9	2.05	0.26	2.3	0.9	2.92	0.9
HEALTH EDUCATION & PUBLICITY										
MANUFACTURE OF SERA & VACCINE	43.48	0	51.88	0	66.57	1.47	59.83	0	60.09	8
PUBLIC HEALTH LABS.	6.08	0	7.56	0	0	0	11.48	0	10.26	5
OTHER EXPENDITURE	122.19	37.79	37.19	50	4.17	24.14	74.86	10.00	63.92	5
TRIBAL AREA SUB-PLAN										
TOTAL (III):(PUBLIC HEALTH)	261.49	126.59	197.76	173.85	182.84	152.69	303.81	139.05	292.74	197.31
SEWERAGE & SANITATION										

TABLE II.107

Expenditure on Capital account - Plan & Non-plan (Mizoram)

(in Rs. Lakh)

HEAD / YEAR	1985-86		1986-87(RE)		1987-88		1988-89		1989-90	
	NON-PLAN	PLAN	NON-PLAN	PLAN	NON-PLAN	PLAN	NON-PLAN	PLAN	NON-PLAN	PLAN
I. MEDICAL & PUBLIC HEALTH(4210)	0.00	11.61	0.00	13.00	0.00	47.18	0.00	169.67	0.00	135.55
A. MEDICAL	0.00	11.61	0.00	13.00	0.00	33.53	0.00	169.67	0.00	135.55
B. PUBLIC HEALTH	NA	NA	NA	NA	NA	13.65	NA	NA	NA	NA
II. FAMILY WELFARE(4211)	NA	NA	NA	NA	NA	NA	NA	NA	NA	NA
III. WATER SUPPLY & SANITATION(4215)	0.00	468.44	0.00	541.00	0.00	548.99	0.00	507.44	0.00	591.36
WATER SUPPLY	NA	NA	NA	NA	NA	NA	NA	NA	NA	NA
URBAN WATER SUPPLY	NA	NA	NA	NA	NA	NA	NA	NA	NA	NA
RURAL WATER SUPPLY	NA	NA	NA	NA	NA	NA	NA	NA	NA	NA
A. SEWERAGE & SANITATION	NA	NA	NA	NA	NA	NA	NA	NA	NA	NA

TABLE II.108

Expenditure on Revenue account - Plan and Non-plan (Mizoram)

(in Rs. Lakh)

HEAD / YEAR	1985-86		1986-87(RE)		1987-88		1988-89		1989-90	
	NON-PLAN	PLAN	NON-PLAN	PLAN	NON-PLAN	PLAN	NON-PLAN	PLAN	NON-PLAN	PLAN
I. MEDICAL & PUBLIC HEALTH(2210)	519.74	269.64	671.51	321.87	809.84	287.12	1000.00	316.02	891.55	336.98
A. MEDICAL	462.32	213.94	595.78	264.4	724.6	192.21	909.58	224.41	800.03	242.04
B. PUBLIC HEALTH	57.42	55.7	75.73	57.47	85.24	94.91	90.42	91.61	91.52	94.94
II. FAMILY WELFARE(2211)	8.26	49.61	10.04	51.88	11.29	70.36	26.44	74.68	22.53	69.82
III. WATER SUPPLY & SANITATION(2215)	550.78	237.71	530.75	355.52	770.80	497.06	850.00	573.53	809.75	556.39
WATER SUPPLY	NA	NA	NA	NA	NA	NA	NA	NA	NA	NA
URBAN WATER SUPPLY	NA	NA	NA	NA	NA	NA	NA	NA	NA	NA
RURAL WATER SUPPLY	NA	NA	NA	NA	NA	NA	NA	NA	NA	NA
SEWERAGE & SANITATION	NA	NA	NA	NA	NA	9.67	NA	22.06	NA	15.79

TABLE II.109

Capital plus Revenue Expenditure (Mizoram)

(in Rs. Lakh)

HEAD / YEAR	1985-86 TOTAL	1986-87 TOTAL	1987-88 TOTAL	1988-89 TOTAL	1989-90 TOTAL
I. MEDICAL & PUBLIC HEALTH	800.99	1006.38	1144.14	1485.69	1364.08
A. MEDICAL	687.87	873.18	950.34	1303.66	1177.62
B. PUBLIC HEALTH	NA	NA	NA	NA	NA
II. FAMILY WELFARE	NA	NA	NA	NA	NA
III. WATER SUPPLY & SANITATION	1256.93	1427.27	1816.85	1930.97	1957.50
WATER SUPPLY	NA	NA	NA	NA	NA
URBAN WATER SUPPLY	NA	NA	NA	NA	NA
RURAL WATER SUPPLY	NA	NA	NA	NA	NA
SEWERAGE & SANITATION	NA	NA	NA	NA	NA

REVENUE ACCOUNT (in Rs.Lakhs)

STATE: MIZORAM

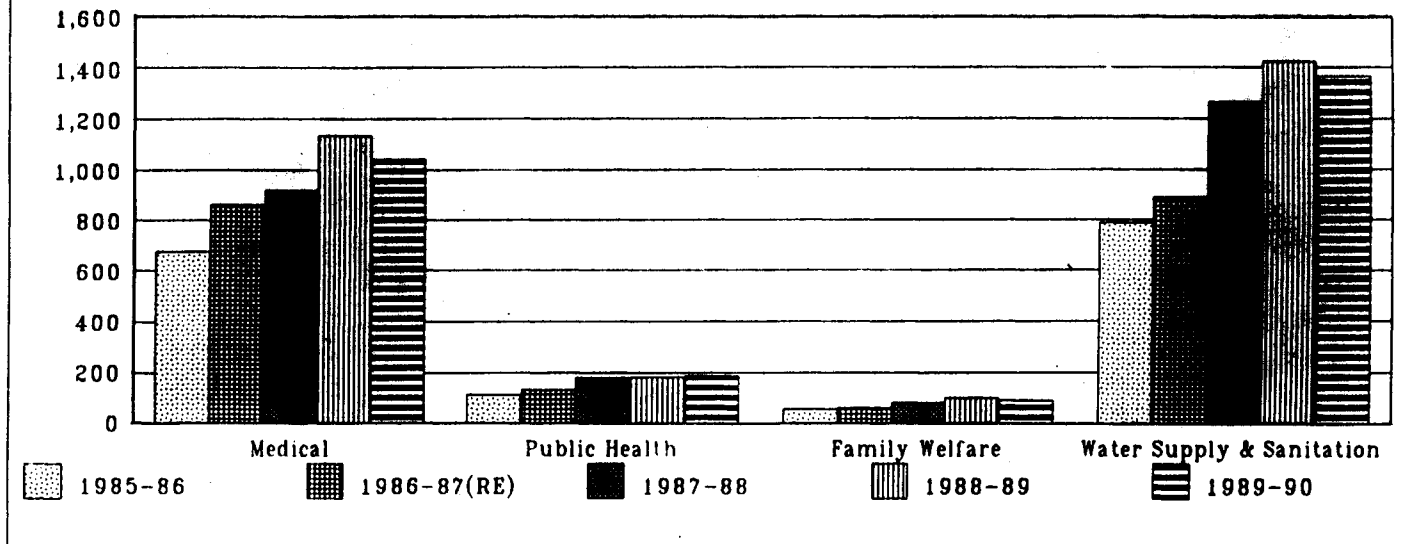


TABLE II.110

Details of Revenue Expenditure (Mizoram)

(in Rs. Lakh)

HEAD / YEAR	1985-86		1986-87		1987-88		1988-89		1989-90	
	NON-PLAN	PLAN	NON-PLAN	PLAN	NON-PLAN	PLAN*	NON-PLAN	PLAN*	NON-PLAN	PLAN*
I. MEDICAL										
A. ALLOPATHY:										
DIRECTION & ADMINISTRATION	53.80	10.83	59.42	20.90	49.36	10.50	49.12	15.13	51.81	22.76
MEDICAL RELIEF	400.56	196.81	527.39	228.8	419.83	154.73	617.41	197.48	539.61	195.85
E.S.I.										
MEDICAL STORES DEPOTS	0.39	1.85	0.32	3.90	229.23	23.21	181.38	7.5	159.84	17.07
TRIBAL AREA SUB-PLAN										
OTHER EXPENDITURE	7.57	4.45	8.65	8.80	36.46	1.17	52.67	1.37	48.77	4.76
TOTAL A:	462.32	213.94	595.78	262.40	734.88	189.61	900.58	221.48	800.03	240.44
B. MEDICAL EDUCATION TRAINING & RESEARCH										
C. OTHER SYSTEM OF MEDICINE	0.00	0.00	0.00	2.00		2.50		2.93	0.00	1.60
MEDICAL TOTAL:(A+B+C)	462.32	213.94	595.78	264.4	734.88	192.11	900.58	224.41	800.03	242.04
II. FAMILY PLANNING	8.26	49.61	10.04	51.88	11.29	70.36	26.44	74.68	22.53	69.82
MATERNITY & CHILD HEALTH	8.26	0	10.04	0	11.29	0	26.44	8.91	22.53	5.81

TABLE II.110 (Contd.)

(in Rs. Lakh)

HEAD / YEAR	1985-86		1986-87		1987-88		1988-89		1989-90	
	NON-PLAN	PLAN	NON-PLAN	PLAN	NON-PLAN	PLAN*	NON-PLAN	PLAN*	NON-PLAN	PLAN*
III. PUBLIC HEALTH										
DIRECTION & ADMINISTRATION										
PREVENTION & CONTROL OF DISEASES	52.16	6.40	67.36	5.90	0.00	8.64	72.98	67.25	76.62	75.71
PREVENTION OF FOOD ADULTRATION										
PREVENTION OF AIR & WATER POLLUTION										
DRUG CONTROL	0.38	0.00	0.97	0.00	1.21	0.00	1.02	1.17	1.39	1.00
TRAINING	0.00	0.00	0.00	0.00		6.34				
HEALTH STATISTICS & RESEARCH	0.00	0.00								
HEALTH EDUCATION & PUBLICITY	1.49	2.20	2.70	3.70	5.05	1.40	11.79	1.13	8.27	2.44
MANUFACTURE OF SERA & VACCINE										
PUBLIC HEALTH LABS.	3.39	1.85	4.70	2.00	3.32	0.00	4.63	0	5.24	0.00
OTHER EXPENDITURE	0.00	45.25	0.00	45.87	65.38	68.86				
TRIBAL AREA SUB-PLAN										
TOTAL (III):(PUBLIC HEALTH)	57.42	55.70	75.73	57.47	74.96	94.91	90.42	91.61	91.52	94.94
SEWERAGE & SANITATION						9.67		22.06		15.79

NOTE: * Inconsistency in Budget.

TABLE II.111

Expenditure on Capital account - Plan and Non-plan (Nagaland)

(in Rs. Lakh)

HEAD / YEAR	1985-86(RE)		1986-87(RE)		1987-88(RE)		1988-89(RE)		1989-90(RE)	
	NON-PLAN	PLAN	NON-PLAN	PLAN	NON-PLAN	PLAN	NON-PLAN	PLAN	NON-PLAN	PLAN
I. MEDICAL & PUBLIC HEALTH(4210)	0.00	174.39	0.00	198.19	0.00	230.40	0.00	329.02	0.00	524.62
A. MEDICAL	0.00	168.82	0.00	193.19	0.00	225.05	0.00	322.37	0.00	524.62
B. PUBLIC HEALTH	0.00	5.57	0.00	5.00	0.00	5.35	0.00	6.65	0.00	0.00
II. FAMILY WELFARE(4211)	0.00	2.00	0.00	0.00	0.00	8.00	0.00	6.00	0.00	1.00
III. WATER SUPPLY & SANITATION(4215)	0.00	870.68	0.00	920.50		1098.00	0.00	1161.15	0.00	1230.00
WATER SUPPLY	NA	NA	NA	NA	NA	NA	NA	NA	NA	NA
URBAN WATER SUPPLY	NA	NA	NA	NA	NA	NA	NA	NA	NA	NA
RURAL WATER SUPPLY	NA	NA	NA	NA	NA	NA	NA	NA	NA	NA
SEWERAGE & SANITATION	NA	NA	NA	NA	NA	NA	NA	NA	NA	NA

TABLE II.112

**Expenditure on Revenue account -
Plan and Non-plan (Nagaland)**

(in Rs. Lakh)

HEAD / YEAR	1985-86(RE)		1986-87(RE)		1987-88(RE)		1988-89(RE)		1989-90(RE)	
	NON-PLAN	PLAN	NON-PLAN	PLAN	NON-PLAN	PLAN	NON-PLAN	PLAN	NON-PLAN	PLAN
I. MEDICAL & PUBLIC HEALTH(2210)	1137.03	175.04	1341.00	215.23	1839.09	279.51	1495.58	267.75	2058.24	284.37
A. MEDICAL	1012.24	69.27	1203.06	78.39	1677.96	151.70	1319.36	134.30	1865.41	152.79
B. PUBLIC HEALTH	124.79	105.77	137.94	136.84	161.13	127.81	176.22	133.45	192.83	131.58
II. FAMILY WELFARE(2211)	0.00	152.08	0.00	187.84	0.00	207.16	0.00	187.22	0.00	111.18
III. WATER SUPPLY & SANITATION(2215)	624.71	14.20	1024.28	17.50	1231.09	26.00	1912.37	26.00	2162.21	30.00
WATER SUPPLY	NA	NA	NA	NA	NA	NA	NA	NA	NA	NA
URBAN WATER SUPPLY	NA	NA	NA	NA	NA	NA	NA	NA	NA	NA
RURAL WATER SUPPLY	NA	NA	NA	NA	NA	NA	NA	NA	NA	NA
SEWERAGE & SANITATION	NA	NA	NA	NA	NA	NA	NA	NA	NA	NA

TABLE II.113

Capital plus Revenue Expenditure (Nagaland)

(in Rs. Lakh)

HEAD / YEAR	1985-86	1986-87	1987-88	1988-89	1989-90
	TOTAL	TOTAL	TOTAL	TOTAL	TOTAL
I. MEDICAL & PUBLIC HEALTH	1486.46	1754.42	2349.00	2092.35	2867.23
A. MEDICAL	1250.33	1474.64	2054.71	1776.03	2542.82
B. PUBLIC HEALTH	236.13	279.78	294.29	316.32	324.41
II. FAMILY WELFARE	154.08	187.84	215.16	193.22	112.18
III. WATER SUPPLY & SANITATION	1509.59	1962.28	2355.09	3099.52	3422.21
WATER SUPPLY	NA	NA	NA	NA	NA
URBAN WATER SUPPLY	NA	NA	NA	NA	NA
RURAL WATER SUPPLY	NA	NA	NA	NA	NA
SEWERAGE & SANITATION	NA	NA	NA	NA	NA

REVENUE ACCOUNT (in Rs.Lakhs)

STATE: NAGALAND

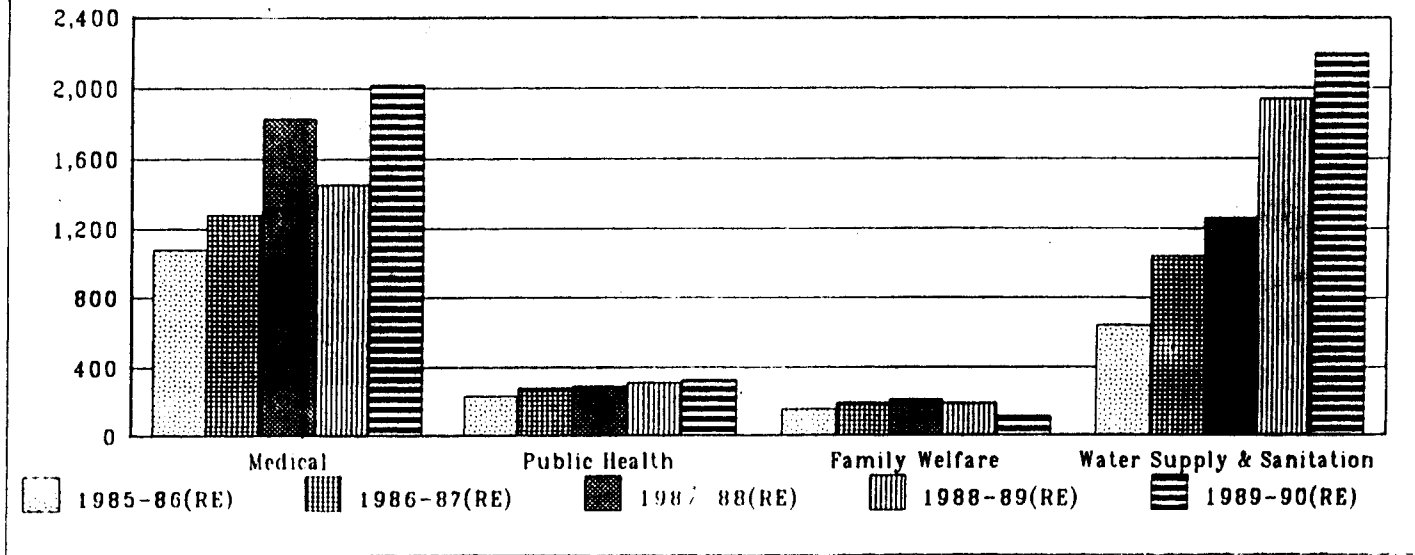


TABLE II.114

Details of Revenue Expenditure (Nagaland)

(in Rs. Lakh)

HEAD / YEAR	1985-86(RE)		1986-87(RE)		1987-88(RE)		1988-89(RE)		1989-90(RE)	
	NON-PLAN*	PLAN*	NON-PLAN	PLAN	NON-PLAN	PLAN	NON-PLAN	PLAN	NON-PLAN	PLAN
I. MEDICAL										
A. ALLOPATHY:										
DIRECTION & ADMINISTRATION	106.80	4.93	120.54	3.02	133.27	6.43	163.38	14.71	158.37	15.85
MEDICAL RELIEF	842.50	40.63	931.09	51.54	1007.81	76.89	1070.36	76.33	1629.33	70.50
E.S.I.										
MEDICAL STORES DEPOTS	22.86	2.17	119.89	0.00	497.54	29.15	44.27	0.66	34.00	0.70
TRIBAL AREA SUB-PLAN										
OTHER EXPENDITURE	12.29	0.85	5.63	2.08	14.21	5.38	14.74	10.11	15.34	7.49
TOTAL A:	1006.87	69.07	1177.15	56.64	1652.83	117.85	1292.75	101.81	1837.04	94.54
B. MEDICAL EDUCATION TRAINING & RESEARCH	22.42	20.49	23.27	21.75	22.22	33.30	23.50	29.81	25.14	55.75
C. OTHER SYSTEM OF MEDICINE	5.37	0.20	2.64	0.00	2.91	0.55	3.11	0.68	3.23	2.50
MEDICAL TOTAL:(A+B+C)	1034.66	89.76	1203.06	78.39	1677.96	151.7	1319.36	132.3	1865.41	152.79
II. FAMILY PLANNING	0.00	152.08	0.00	187.84	0.00	207.16	0.00	187.22	0.00	111.18
MATERNITY & CHILD HEALTH	0.00	2.20	0.00	3.38	0.00	7.15	0.00	17.44	0.00	13.69

TABLE II.114 (Contd.)

(in Rs. Lakh)

HEAD / YEAR	1985-86(RE)		1986-87(RE)		1987-88(RE)		1988-89(RE)		1989-90(RE)	
	NON-PLAN*	PLAN*	NON-PLAN	PLAN	NON-PLAN	PLAN	NON-PLAN	PLAN	NON-PLAN	PLAN
III. PUBLIC HEALTH										
DIRECTION & ADMINISTRATION	0.00	0.00								
PREVENTION & CONTROL OF DISEASES	114.74	100.77	127.01	132.19	152.09	123.36	166.26	129.85	181.80	127.38
PREVENTION OF FOOD ADULTRATION			10.93	0.75	9.04	2.15	9.96	0.45	11.03	1.20
PREVENTION OF AIR & WATER POLLUTION										
DRUG CONTROL			0.00	0.90	0.00	1.30	0.00	1.15	0.00	2.00
TRAINING	0.00	4.00	0.00	3.00	0.00	1.00	0.00	2.00	0.00	1.00
HEALTH STATISTICS & RESEARCH										
HEALTH EDUCATION & PUBLICITY										
MANUFACTURE OF SERA & VACCINE										
PUBLIC HEALTH LABS.	10.05	1.00								
OTHER EXPENDITURE										
TRIBAL AREA SUB-PLAN										
TOTAL (III):(PUBLIC HEALTH)	124.79	105.77	137.94	136.84	161.13	127.81	176.22	133.45	192.83	131.58
SEWERAGE & SANITATION										

TABLE II.115

**Expenditure on Capital account -
Plan and Non-plan (Tripura)**

(in Rs. Lakh)

HEAD / YEAR	1985-86(RE)		1986-87(RE)		1987-88(RE)		1988-89(RE)		1989-90(RE)	
	NON-PLAN	PLAN	NON-PLAN	PLAN	NON-PLAN	PLAN	NON-PLAN	PLAN	NON-PLAN	PLAN
I. MEDICAL & PUBLIC HEALTH(4210)	NA	NA	0.00	0.00	0.00	0.00	0.00	95.00	0.00	112.00
A. MEDICAL	NA	NA	0.00	0.00	0.00	0.00	0.00	NA	0.00	0.00
B. PUBLIC HEALTH	NA	NA	0.00	0.00	0.00	0.00	95.00	0.00	112.00	
II. FAMILY WELFARE(4211)	NA	NA	0.00	8.47	0.00	8.62	0.00	13.00	0.00	0.00
III. WATER SUPPLY & SANITATION(4215)	NA	NA	0.00	555.65	0.00	817.48	0.00	961.99	0.00	908.60
WATER SUPPLY	NA	NA	NA	NA	NA	NA	NA	NA	NA	NA
URBAN WATER SUPPLY	NA	NA	NA	NA	NA	NA	NA	NA	NA	NA
RURAL WATER SUPPLY	NA	NA	NA	NA	NA	NA	NA	NA	NA	NA
A. SEWERAGE & SANITATION	NA	NA	0.00	42.00	0.00	35.58	0.00	46.00	0.00	40.00

TABLE II.116

Expenditure on Revenue account -
Plan and Non-plan (Tripura)

(in Rs. Lakh)

HEAD / YEAR	1985-86(RE)		1986-87(RE)		1987-88(RE)		1988-89(RE)		1989-90(RE)	
	NON-PLAN	PLAN	NON-PLAN	PLAN	NON-PLAN	PLAN	NON-PLAN	PLAN	NON-PLAN	PLAN
I. MEDICAL & PUBLIC HEALTH(2210)	NA	NA	947.03	281.46	1060.55	317.56	1262.16	544.50	1493.95	589.18
A. MEDICAL	NA	NA	861.78	119.02	973.97	178.73	1142.37	320.62	1377.74	306.02
B. PUBLIC HEALTH	NA	NA	85.25	162.44	86.58	138.83	119.79	223.88	116.21	283.16
II. FAMILY WELFARE(2211)	NA	NA	0.00	133.77	0.00	170.56	0.00	314.98	0.00	333.58
III. WATER SUPPLY & SANITATION(2215)	NA	NA	160.01	127.94	151.19	125.36	222.93	255.00	251.73	310.00
WATER SUPPLY	NA	NA	NA	NA	NA	NA	NA	NA	NA	NA
URBAN WATER SUPPLY	NA	NA	NA	NA	NA	NA	NA	NA	NA	NA
RURAL WATER SUPPLY	NA	NA	NA	NA	NA	NA	NA	NA	NA	NA
A. SEWERAGE & SANITATION	NA	NA	NA	NA	NA	NA	NA	NA	NA	NA

TABLE II.117

Capital plus Revenue Expenditure (Tripura)

(in Rs. Lakh)

HEAD / YEAR	1985-86 TOTAL	1986-87 TOTAL	1987-88 TOTAL	1988-89 TOTAL	1989-90 TOTAL
I. MEDICAL & PUBLIC HEALTH	NA	1228.49	1378.11	1901.66	2195.13
A. MEDICAL	NA	980.80	1152.70	NA	1683.76
B. PUBLIC HEALTH	NA	247.69	225.41	438.67	511.37
II. FAMILY WELFARE	NA	142.24	179.18	327.98	333.58
III. WATER SUPPLY & SANITATION	NA	843.60	1094.03	1439.92	1470.33
WATER SUPPLY	NA	NA	NA	NA	NA
URBAN WATER SUPPLY	NA	NA	NA	NA	NA
RURAL WATER SUPPLY	NA	NA	NA	NA	NA
A. SEWERAGE & SANITATION	NA	NA	NA	NA	NA

REVENUE ACCOUNT (in Rs.Lakhs)

STATE: TRIPURA

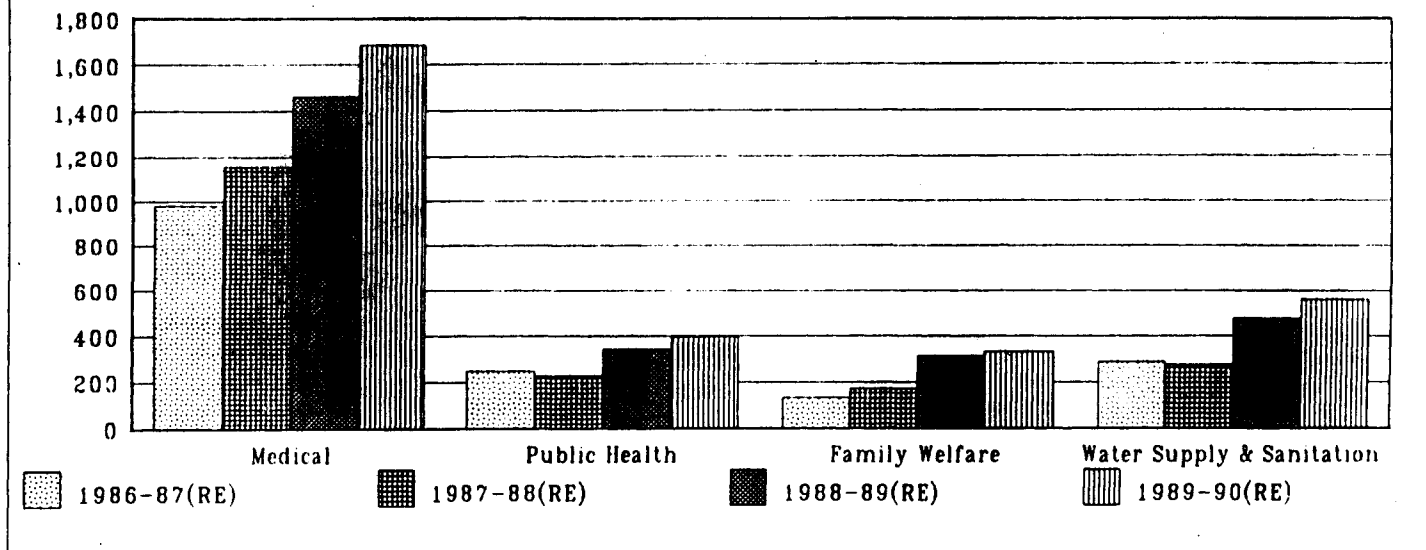


TABLE II.118

Details of Revenue Expenditure (Tripura)

(in Rs. Lakh)

HEAD / YEAR	1985-86		1986-87		1987-88		1988-89(RE)		1989-90(RE)	
	NON-PLAN	PLAN	NON-PLAN	PLAN	NON-PLAN	PLAN	NON-PLAN	PLAN	NON-PLAN	PLAN
I. MEDICAL										
A. ALLOPATHY:										
DIRECTION & ADMINISTRATION										
MEDICAL RELIEF			839.84	37.45	943.51	115.62	1108.74	183	1342.43	183.82
E.S.I.										
MEDICAL STORES DEPOTS										
TRIBAL AREA SUB-PLAN										
OTHER EXPENDITURE			0.00	23.98	7.65	0.00	4.32	64.75	0.72	55.00
TOTAL A:			839.84	61.43	951.16	115.62	1113.06	247.75	1343.15	218.82
B. MEDICAL EDUCATION TRAINING & RESEARCH			8.27	48	9.52	55.8	12.72	63.1	13.87	64.45
C. OTHER SYSTEM OF MEDICINE			10.57	3.03	13.29	7.31	16.59	9.77	20.72	22.75
MEDICAL TOTAL:(A+B+C)			858.68	112.46	973.97	178.73	1142.37	320.62	1377.74	306.02
II. FAMILY PLANNING			0	133.77	0	170.57	0	314.98	0	333.58
MATERNITY & CHILD HEALTH			0	12.19	0	14.04	0	48.66	0	53.63

TABLE 11.118(Contd.)

(in Rs. Lakh)

HEAD / YEAR	1985-86		1986-87		1987-88		1988-89(RE)		1989-90(RE)	
	NON-PLAN	PLAN	NON-PLAN	PLAN	NON-PLAN	PLAN	NON-PLAN	PLAN	NON-PLAN	PLAN
III. PUBLIC HEALTH										
DIRECTION & ADMINISTRATION			20.7	5.92	21.41	12	29.7	0	30.53	0
PREVENTION & CONTROL OF DISEASES			35.55	152.31	35.1	122.67	48.43	221.1	39.38	279.1
PREVENTION OF FOOD ADULTRATION			1.86	0	2.51	0	3.59	0	3.36	0
PREVENTION OF AIR & WATER POLLUTION										
DRUG CONTROL			9.14	3.34	4.62	3.46	5.87	2.6	7.84	3.55
TRAINNING										
HEALTH STATISTICS & RESEARCH										
HEALTH EDUCATION & PUBLICITY			0.51	0.32	0.8	0.23	1.03	0.03	1.15	0.21
MANUFACTURE OF SERA & VACCINE										
PUBLIC HEALTH LABS.			4.97	0.55	6.51	0.47	8.86	0.15	8.53	0.3
OTHER EXPENDITURE			13.05	0	15.63	0	22.31	0	25.42	0
TRIBAL AREA SUB-PLAN										
TOTAL (III):(PUBLIC HEALTH)			85.25	162.44	86.58	138.83	119.79	223.88	116.21	283.16
SEWERAGE & SANITATION										

Module-III

TABLE III.1

Expenditure on Nutrition by individual States - Revenue account

REPORTS FROM PFIS (NIPFP, NEW DELHI): SOURCE BUDGET DOCUMENTS

 Revenue Expenditure: In Rs. Lakh.

Itemcode : 0500.00.000
 Desc : Nutrition
 Statecode : apr

Year:	Plan	Nonplan	Total	Year:	Plan	Nonplan	Total
84-85:	368.32	71.25	439.57	85-86:	341.13	468.58	809.71
86-87:	748.17	208.18	956.35	87-88:	1328.54	404.42	1732.96
88-89:	570.89	443.30	1014.19	89-90:	858.82	404.96	1263.78
90-91:	233.79	791.43	1025.22				

State code : asm

Year:	Plan	Nonplan	Total	Year:	Plan	Nonplan	Total
84-85:	214.02	205.09	419.11	85-86:	95.50	247.43	342.93
86-87:	466.56	313.97	780.53	87-88:	775.90	410.23	1186.13
88-89:	439.48	147.17	586.65	89-90:	651.20	45.96	697.16
90-91:	485.01	240.84	725.85				

TABLE III.1 (Contd.)

State code :bhr

Year:	Plan	Nonplan	Total	Year:	Plan	Nonplan	Total
84-85:	202.26	59.54	261.80	85-86:	598.59	0.00	598.59
86-87:	634.62	332.24	966.86	87-88:	692.52	0.00	692.52
88-89:	793.69	0.00	793.69	89-90:	478.67	0.00	478.67

State code :cen

Year:	Plan	Nonplan	Total	Year:	Plan	Nonplan	Total
84-85:	317.80	96.63	414.43	85-86:	423.89	238.03	661.92
86-87:	461.07	273.52	734.59	87-88:	558.36	331.69	890.05
88-89:	703.62	331.15	1034.77	89-90:	698.82	423.98	1122.80
90-91:	339.14	752.12	1091.26				

State code :goa

Year:	Plan	Nonplan	Total	Year:	Plan	Nonplan	Total
87-88:	47.88	4.14	52.02	88-89:	62.74	13.00	75.74
89-90:	61.66	15.00	76.66	90-91:	6.00	56.39	62.39

TABLE III.1 (Contd.)

State code : guj

Year:	Plan	Nonplan	Total	Year:	Plan	Nonplan	Total
84-85:	342.99	532.10	875.09	85-86:	4960.67	1270.97	6231.64
86-87:	4606.38	1023.22	5629.60	87-88:	5861.54	1464.26	7325.80
88-89:	5116.72	1652.65	6769.37	89-90:	5377.09	1647.53	7024.62
90-91:	4535.16	2072.63	6607.79				

State code : har

Year:	Plan	Nonplan	Total	Year:	Plan	Nonplan	Total
84-85:	146.50	38.62	185.12	85-86:	140.91	38.78	179.69
86-87:	328.09	138.37	466.46	87-88:	673.12	139.70	812.82
88-89:	658.25	177.12	835.37	89-90:	632.84	235.67	868.51
90-91:	116.94	858.08	972.02				

TABLE III.1 (Contd.)

State code :kar

Year:	Plan	Nonplan	Total	Year:	Plan	Nonplan	Total
84-85:	722.97	1231.67	1954.64	85-86:	1436.04	1939.35	3375.39
86-87:	3295.18	1756.45	5051.63	87-88:	4270.93	1640.95	5911.88
88-89:	4017.72	1522.50	5540.22	89-90:	4592.12	1774.62	6366.74
90-91:	733.34	6293.84	7027.18				

State code :ker

Year:	Plan	Nonplan	Total	Year:	Plan	Nonplan	Total
84-85:	315.48	122.03	437.51	85-86:	267.24	95.47	362.71
86-87:	214.43	152.01	366.43	87-88:	447.26	132.09	579.35
88-89:	301.25	197.57	498.82	89-90:	343.37	231.58	574.95
90-91:	46.51	584.12	630.63				

TABLE III.1 (Contd.)

State code :mah							
Year:	Plan	Nonplan	Total	Year:	Plan	Nonplan	Total
84-85:	770.74	266.51	1037.25	85-86:	1134.17	291.94	1426.11
86-87:	162.16	414.57	576.73	87-88:	1231.78	430.82	1662.60
88-89:	1345.78	147.61	1493.39	89-90:	1710.16	72.49	1782.65
90-91:	2012.57	256.64	2269.21				

State code :mpr							
Year:	Plan	Nonplan	Total	Year:	Plan	Nonplan	Total
84-85:	129.74	3.24	132.98	85-86:	95.28	589.53	684.81
86-87:	0.00	541.13	541.13	87-88:	341.24	478.62	819.86
88-89:	995.51	380.16	1375.67	89-90:	898.15	231.62	1129.77
90-91:	786.19	648.49	1434.68				

TABLE III.1 (Contd.)

State code :ors

Year:	Plan	Nonplan	Total	Year:	Plan	Nonplan	Total
84-85:	206.79	125.41	332.20	85-86:	344.30	0.84	345.14
86-87:	598.50	310.13	908.63	87-88:	905.89	332.15	1238.04
88-89:	675.94	342.40	1018.34	89-90:	884.44	340.12	1224.56
90-91:	886.13	382.46	1268.59				

State code :pnb

Year:	Plan	Nonplan	Total	Year:	Plan	Nonplan	Total
84-85:	61.48	24.79	86.27	85-86:	0.00	78.43	78.43
86-87:	0.00	16.08	16.08	87-88:	224.15	88.43	312.58
88-89:	270.11	17.75	287.86	89-90:	262.29	13.59	275.88
90-91:	198.80	12.60	211.40				

TABLE III.1 (Contd.)

State code :raj

Year:	Plan	Nonplan	Total	Year:	Plan	Nonplan	Total
84-85:	282.91	90.02	372.92	85-86:	383.00	462.22	845.22
86-87:	839.90	154.79	994.69	87-88:	1598.29	173.84	1772.13
88-89:	1774.33	159.97	1934.30	89-90:	1191.00	211.19	1402.19
90-91:	975.69	477.46	1453.15				

State code :tnd

Year:	Plan	Nonplan	Total	Year:	Plan	Nonplan	Total
84-85:	5394.70	9142.10	14536.80	85-86:	6611.83	3674.54	10286.37
86-87:	6512.76	5961.35	12474.11	87-88:	8078.83	6102.15	14180.98
88-89:	7045.05	6265.37	13310.42	89-90:	9456.14	9365.78	18821.92
90-91:	8447.73	15085.59	23533.32				

TABLE III.1 (Contd.)

State code :upr

Year:	Plan	Nonplan	Total	Year:	Plan	Nonplan	Total
84-85:	633.03	195.49	828.52	85-86:	1484.87	224.66	1709.53
86-87:	1730.34	48.51	1778.85	87-88:	1699.80	180.05	1879.85
88-89:	3246.49	215.18	3461.67	89-90:	673.75	462.96	1136.71
90-91:	2484.41	509.66	2994.07				

State code :wbl

Year:	Plan	Nonplan	Total	Year:	Plan	Nonplan	Total
84-85:	179.49	20.53	200.02	85-86:	50.33	68.54	118.87
86-87:	140.12	7.80	147.92	87-88:	127.80	62.80	190.60
88-89:	102.23	93.12	195.35	89-90:	106.72	79.71	186.43
90-91:	75.07	181.77	256.84				

TABLE III.2

Expenditure on Nutrition by individual
States - Capital account

REPORTS FROM PFIS (NIPFP, NEW DELHI): SOURCE BUDGET DOCUMENTS

Capital Expenditure: In Rs Lakh

Itemcode : 0110.00.000
Desc : S.S.&W.; Nutri and other Soc.Servs
Statecode : apr

Year:	Plan	Nonplan	Total	Year:	Plan	Nonplan	Total
84-85:	373.85	1.13	374.98	85-86:	304.91	0.00	304.91
86-87:	461.27	0.00	461.27	87-88:	475.99	1.60	477.59
88-89:	582.83	0.00	582.83	89-90:	411.85	0.00	411.85
90-91:	499.37	0.00	499.37				

State code : asm

Year:	Plan	Nonplan	Total	Year:	Plan	Nonplan	Total
84-85:	25.59	0.00	25.59	85-86:	17.49	0.00	17.49
86-87:	39.30	0.00	39.30	87-88:	80.96	0.00	80.96
88-89:	12.81	0.00	12.81	89-90:	45.11	0.00	45.11
90-91:	65.97	0.00	65.97				

TABLE III.2 (Contd.)

State code :bhr

Year:	Plan	Nonplan	Total	Year:	Plan	Nonplan	Total
84-85:	6.57	0.00	6.57	85-86:	15.24	0.00	15.24
86-87:	24.87	0.00	24.87	87-88:	27.53	0.00	27.53
88-89:	12.63	0.00	12.63	89-90:	16.18	0.00	16.18

State code :cen

Year:	Plan	Nonplan	Total	Year:	Plan	Nonplan	Total
84-85:	1048.45	-341.29	707.16	85-86:	576.78	-61.83	514.95
86-87:	421.15	-34.32	386.83	87-88:	517.68	-21.28	496.40
88-89:	407.40	66.33	473.73	89-90:	499.03	142.54	641.57
90-91:	481.77	14.50	496.27				

State code :goa

Year:	Plan	Nonplan	Total	Year:	Plan	Nonplan	Total
87-88:	0.00	0.00	0.00	88-89:	0.00	0.00	0.00
89-90:	0.00	0.00	0.00	90-91:	29.74	0.00	29.74

TABLE III.2 (Contd.)

State code : guj

Year:	Plan	Nonplan	Total	Year:	Plan	Nonplan	Total
84-85:	289.45	14.30	303.75	85-86:	318.72	20.56	339.28
86-87:	418.10	22.91	441.01	87-88:	501.01	34.64	535.65
88-89:	339.95	39.29	379.24	89-90:	143.96	60.79	204.75
90-91:	285.46	-0.62	284.84				

State code : har

Year:	Plan	Nonplan	Total	Year:	Plan	Nonplan	Total
84-85:	47.20	0.00	47.20	85-86:	166.11	-0.57	165.54
86-87:	156.86	-2.90	153.96	87-88:	121.87	29.08	150.95
88-89:	179.79	0.00	179.79	89-90:	189.36	0.00	189.36
90-91:	131.07	0.00	131.07				

TABLE III.2 (Contd.)

State code :kar

Year:	Plan	Nonplan	Total	Year:	Plan	Nonplan	Total
84-85:	76.33	0.00	76.33	85-86:	33.92	0.00	33.92
86-87:	47.98	0.00	47.98	87-88:	53.90	0.57	54.47
88-89:	52.40	1.02	53.42	89-90:	85.21	12.80	98.01
90-91:	130.76	6.95	137.71				

State code :ker

Year:	Plan	Nonplan	Total	Year:	Plan	Nonplan	Total
84-85:	4.42	14.21	18.63	85-86:	22.99	25.63	48.62
86-87:	30.82	-0.04	30.78	87-88:	31.18	0.00	31.18
88-89:	28.69	0.00	28.69	89-90:	25.91	0.00	25.91
90-91:	48.85	0.00	48.85				

TABLE III.2 (Contd.)

State code :mah

Year:	Plan	Nonplan	Total	Year:	Plan	Nonplan	Total
84-85:	192.50	130.32	322.82	85-86:	247.51	95.69	343.20
86-87:	546.49	639.73	1186.22	87-88:	419.64	379.16	798.80
88-89:	507.82	969.39	1477.21	89-90:	762.06	157.60	919.66
90-91:	671.05	430.21	1101.28				

State code :mpr

Year:	Plan	Nonplan	Total	Year:	Plan	Nonplan	Total
84-85:	189.19	13.56	202.75	85-86:	20.78	730.72	751.50
86-87:	66.06	99.38	165.44	87-88:	22.66	290.62	313.28
88-89:	88.46	803.89	892.35	89-90:	7.00	1128.08	1135.08
90-91:	1055.21	24.69	1079.90				

TABLE III.2 (Contd.)

State code :ors

Year:	Plan	Nonplan	Total	Year:	Plan	Nonplan	Total
84-85:	0.00	0.00	0.00	85-86:	1.18	0.00	1.18
86-87:	254.71	0.00	254.71	87-88:	312.02	0.00	312.02
88-89:	18.02	0.00	18.02	89-90:	32.20	0.00	32.20
90-91:	14.00	0.00	14.00				

State code :pnb

Year:	Plan	Nonplan	Total	Year:	Plan	Nonplan	Total
84-85:	181.66	11.70	193.36	85-86:	82.61	10.80	93.41
86-87:	105.70	23.44	129.14	87-88:	123.24	29.38	152.62
88-89:	104.96	25.28	130.24	89-90:	155.04	33.62	188.66
90-91:	152.66	33.38	186.04				

TABLE III.2 (Contd.)

State code :raj

Year:	Plan	Nonplan	Total	Year:	Plan	Nonplan	Total
84-85:	14.80	-0.03	14.77	85-86:	4.34	0.17	4.51
86-87:	9.22	0.00	9.22	87-88:	29.08	0.00	29.08
88-89:	53.33	0.00	53.33	89-90:	42.20	0.00	42.20
90-91:	42.48	0.00	42.48				

State code :tnd

Year:	Plan	Nonplan	Total	Year:	Plan	Nonplan	Total
84-85:	65.71	15.01	80.72	85-86:	85.33	0.09	85.42
86-87:	79.83	0.00	79.83	87-88:	293.74	6.92	300.66
88-89:	56.66	0.00	56.66	89-90:	107.21	3.00	110.21
90-91:	201.84	0.00	201.84				

TABLE III.2 (Contd.)

State code :upr

Year:	Plan	Nonplan	Total	Year:	Plan	Nonplan	Total
84-85:	555.05	5.26	560.31	85-86:	101.77	3.34	105.11
86-87:	185.58	9.85	195.43	87-88:	99.41	84.14	183.55
88-89:	329.15	105.50	434.65	89-90:	184.94	21.25	206.19
90-91:	104.36	0.00	104.36				

State code :wbl

Year:	Plan	Nonplan	Total	Year:	Plan	Nonplan	Total
84-85:	123.33	0.00	123.33	85-86:	25.99	0.00	25.99
86-87:	37.83	0.00	37.83	87-88:	31.34	0.00	31.34
88-89:	49.07	0.00	49.07	89-90:	49.93	0.00	49.93
90-91:	186.59	0.00	186.59				

336.390954 N21N N4:1

42478

NIPFP Library

